

WHO European Childhood Obesity Surveillance Initiative

Implementation of round 1 (2007/2008) and round 2 (2009/2010)



WHO European Childhood Obesity Surveillance Initiative

Implementation of round 1 (2007/2008) and round 2 (2009/2010)

ABSTRACT

Nutritional surveillance in school-aged children, using measured weight and height, is not common in the WHO European Region. At the first consultation with Member States in the process leading to the WHO European Ministerial Conference on Counteracting Obesity in 2006, Member States recognized the need for harmonized surveillance systems among primary-school children on which policy development within the Region could be based. Establishment of the WHO European Childhood Obesity Surveillance Initiative (COSI) by the WHO Regional Office for Europe was a response to this need. COSI aims to measure trends in overweight and obesity in children aged 6.0–9.9 years in order to monitor the progress of the epidemic and to reverse it, and to make intercountry comparisons within the Region. This is the first official WHO report on the implementation of COSI during two data collection rounds (school years 2007/2008 and 2009/2010) in 16 participating countries. This document uses the strengths, weaknesses, opportunities and threats technique to evaluate the implementation and reports the experiences gained, the challenges encountered and the obstacles overcome by countries participating in COSI.

Keywords

Child nutritional sciences
Obesity- prevention and control
Public health surveillance
Body height
Body weight
Nutrition policy
Schools – education
Cross-sectional studies
Health plan implementation

ISBN: 978 92 890 5068 5

Address requests about publications of the WHO Regional Office for Europe to:

Publications
WHO Regional Office for Europe
UN City, Marmorvej 51
DK-2100 Copenhagen Ø, Denmark

Alternatively, complete an online request form for documentation, health information, or for permission to quote or translate, on the Regional Office web site (<http://www.euro.who.int/pubrequest>).

© World Health Organization 2014

All rights reserved. The Regional Office for Europe of the World Health Organization welcomes requests for permission to reproduce or translate its publications, in part or in full.

The designations employed and the presentation of the material in this publication do not imply the expression of any opinion whatsoever on the part of the World Health Organization concerning the legal status of any country, territory, city or area or of its authorities, or concerning the delimitation of its frontiers or boundaries. Dotted lines on maps represent approximate border lines for which there may not yet be full agreement.

The mention of specific companies or of certain manufacturers' products does not imply that they are endorsed or recommended by the World Health Organization in preference to others of a similar nature that are not mentioned. Errors and omissions excepted, the names of proprietary products are distinguished by initial capital letters.

All reasonable precautions have been taken by the World Health Organization to verify the information contained in this publication. However, the published material is being distributed without warranty of any kind, either express or implied. The responsibility for the interpretation and use of the material lies with the reader. In no event shall the World Health Organization be liable for damages arising from its use. The views expressed by authors, editors, or expert groups do not necessarily represent the decisions or the stated policy of the World Health Organization.

Cover photo: © iStockphoto.com

CONTENTS

| | |
|---|-----------|
| Acronyms | iv |
| Acknowledgements..... | v |
| Contributors..... | vii |
| 1. INTRODUCTION..... | 1 |
| 2. COSI INITIATION AND IMPLEMENTATION PROCESS..... | 3 |
| 3. COSI METHODOLOGY | 5 |
| Study design | 5 |
| Study population and sampling design..... | 5 |
| Data collection procedures..... | 10 |
| Responsibilities | 15 |
| Summary COSI implementation characteristics..... | 21 |
| 4. CORE RESULTS | 23 |
| Data elaboration | 23 |
| Prevalence of overweight and obesity..... | 23 |
| School characteristics | 23 |
| 5. COUNTRY EVALUATIONS..... | 31 |
| Belgium | 31 |
| Bulgaria | 33 |
| Czech Republic..... | 35 |
| Greece..... | 36 |
| Hungary..... | 37 |
| Ireland | 39 |
| Italy..... | 41 |
| Latvia..... | 43 |
| Lithuania..... | 44 |
| Malta | 45 |
| Norway..... | 46 |
| Portugal | 48 |
| Slovenia..... | 49 |
| Spain | 51 |
| Sweden | 52 |
| The former Yugoslav Republic of Macedonia..... | 54 |
| 6. REGIONAL EVALUATION..... | 57 |
| Strengths..... | 57 |
| Weaknesses..... | 57 |
| Opportunities | 58 |
| Threats | 58 |
| References | 61 |
| Annex 1. Country contributors | 65 |
| Annex 2. National COSI publications..... | 85 |

ACRONYMS

| | |
|------|--|
| BMI | body mass index |
| COSI | WHO European Childhood Obesity Surveillance Initiative |
| ECOG | European Childhood Obesity Group |
| GSHS | global school-based student health survey |
| HBSC | Health Behaviour in School-aged Children (survey) |
| HSE | Health Service Executive |
| NA | not applicable |
| PI | principal investigator |
| PSU | primary sampling unit |
| SD | standard deviation |
| SSU | secondary sampling unit |
| SWOT | strengths, weaknesses, opportunities and threats |

ACKNOWLEDGEMENTS

This document is the first official report on the WHO European Childhood Obesity Surveillance Initiative (COSI). The implementation of COSI during the school year 2007/2008 (round 1) and school year 2009/2010 (round 2) in the participating countries was made possible through funding by: Belgium: the Flemish Agency for Care and Health and the Flemish Ministry of Education, Youth, Equal Opportunities and Brussels Affairs; Bulgaria: the Ministry of Health, the National Center of Public Health and Analyses (the former National Center of Public Health Protection) and the regional health inspectorates; the Czech Republic: Internal Grant Agency of the Ministry of Health; Greece: the Hellenic Medical Association for Obesity and the Alexander Technological Educational Institute of Thessaloniki; Hungary: the National Institute for Food and Nutrition Science and the Chamber of Hungarian Health Care Professionals; Ireland: the Health Service Executive and the Department of Health; Italy: the Ministry of Health; Latvia: the Centre for Disease Prevention and Control (the former Public Health Agency); Lithuania: the Lithuanian State Science and Studies Foundation, the Lithuanian University of Health Sciences (former Kaunas University of Medicine) and the Research Council of Lithuania; Malta: the Primary Health Care Department; Norway: the Norwegian Institute of Public Health and the Norwegian Directorate of Health; Portugal: the Ministry of Health and the regional health directorates; Slovenia: the Ministry of Education, Science and Sport; Spain: Spanish Agency for Consumer Affairs, Food Safety and Nutrition (former Spanish Agency for Food Safety and Nutrition) and the Ministry of Health, Social Services and Equity; Sweden: the Swedish Research Council for Health, Working Life and Welfare and the Swedish Research Council; and the former Yugoslav Republic of Macedonia: the Ministry of Health.

The WHO Regional Office for Europe gratefully acknowledges the Directorate-General of Health and the National Institute of Health Doutor Ricardo Jorge (both in Lisbon, Portugal); the National Institute of Health (Rome, Italy); the Norwegian Institute of Public Health (Oslo, Norway); the Directorate-General for Health of France (Paris, France); and the Karolinska Institute (Huddinge, Sweden) for their financial support for the organization of COSI meetings where the data collection procedures and analyses were discussed.

The Regional Office wishes to thank sincerely Jørgen Rajan Meisfjord (Statistician, Norwegian Institute of Public Health, Oslo, Norway) and Harry Rutter (Strategic and Scientific Adviser, Public Health England Obesity Knowledge and Intelligence Team, Oxford, England, United Kingdom) for their overall advice on the design of COSI and the content of its protocol, and to Hywell Dinsdale (Freelance Public Health Analyst, Public Health England Obesity Knowledge and Intelligence Team, Oxford, England, United Kingdom) for his advice on the sampling design.

Sincere appreciation is expressed to Francesco Branca, Director, Department of Nutrition for Health and Development from WHO headquarters for his technical input and for initiating COSI as a follow-up to the 2006 WHO European Ministerial Conference on Counteracting Obesity.

Grateful thanks are extended to Nancy Gravesen for the text editing and to Designbuerowien/Marcus Reiber for the graphic design of this report.

Trudy Wijnhoven

International Coordinator COSI
Technical Officer
Nutrition Surveillance
Noncommunicable Diseases
and Life-course
WHO Regional Office for
Europe

Joop van Raaij

Senior Scientist in Public
Health Nutrition
National Institute for Public
Health and the Environment
WHO Collaborating Centre
for Nutrition
Bilthoven, the Netherlands

João Breda

Programme Manager
Nutrition, Physical Activity
and Obesity
Noncommunicable Diseases
and Life-course
WHO Regional Office for
Europe

CONTRIBUTORS

Lien Braeckevelt

Data Analyst, Flemish Ministry of Welfare, Public Health and Family, Brussels, Belgium

João Breda

Programme Manager, Nutrition, Physical Activity and Obesity, Noncommunicable Diseases and Life-course, WHO Regional Office for Europe

Vesselka Duleva

Head of Department, Food and Nutrition, National Center of Public Health and Analyses, Sofia, Bulgaria

Nazih Eldin

Health Service Executive (HSE) Lead on Obesity and Head of Health Promotion HSE Dublin North East, HSE Dublin North East, Navan, County Meath, Ireland

Victoria Farrugia Sant'Angelo

Medical Coordinator Primary Child Health, Primary Health Care Department, Floriana, Malta

Gauden Galea

Director, Noncommunicable Diseases and Life-course, WHO Regional Office for Europe

Daniela Galeone

Director of the II Office, Ministry of Health, Rome, Italy

Maria Hassapidou

Professor of Nutrition and Dietetics, Department of Nutrition and Dietetics, Alexander Technological Educational Institute of Thessaloniki, Thessaloniki, Greece

Mirjam Heinen

Post Doctoral Research Fellow, National Nutrition Surveillance Centre, School of Public Health, Physiotherapy and Population Science, University College Dublin, Dublin, Ireland

Ragnhild Hovengen

Senior Adviser, Norwegian Institute of Public Health, Oslo, Norway

Marie Kunešová

Head of Obesity Management Centre, Institute of Endocrinology, Prague, Czech Republic

Lauren Lissner

Professor, Department of Public Health and Community Medicine, University of Gothenburg, Gothenburg, Sweden

Éva Martos

Director General, National Institute for Food and Nutrition Science, Budapest, Hungary

Napoleón Pérez Farinós

Epidemiologist, Spanish Agency for Consumer Affairs, Food Safety and Nutrition, Madrid, Spain

Janina Petkevičienė

Professor, Department of Preventive Medicine and Institute of Health Research, Lithuanian University of Health Sciences, Kaunas, Lithuania

Aušra Petrauskienė

Associate Professor, Department of Preventive Medicine and Institute of Health Research, Lithuanian University of Health Sciences, Kaunas, Lithuania

Iveta Pudule

Senior Public Health Analyst, Centre for Disease Prevention and Control, Riga, Latvia

Ana Rito

Researcher, National Institute of Health Doutor Ricardo Jorge, Lisbon, Portugal

Agneta Sjöberg

Associate Professor, Department of Food and Nutrition and Sport Science, University of Gothenburg, Gothenburg, Sweden

Angela Spinelli

Director, Woman, Child and Adolescent Health Unit, National Centre for Epidemiology, Surveillance and Health Promotion, National Institute of Health, Rome, Italy

Igor Spiroski

Senior Researcher, Department of Physiology and Monitoring of Nutrition, Institute for Public Health of the Republic of Macedonia, Skopje, The former Yugoslav Republic of Macedonia

Gregor Starc

Researcher, University of Ljubljana, Ljubljana, Slovenia

Joop van Raaij

Senior Scientist in Public Health Nutrition, Centre for Nutrition, Prevention and Health Services, National Institute for Public Health and the Environment, WHO Collaborating Centre for Nutrition, Bilthoven, the Netherlands

Trudy Wijnhoven

International Coordinator COSI, Technical Officer, Nutrition Surveillance, Noncommunicable Diseases and Life-course, WHO Regional Office for Europe

Agneta Yngve

Professor, School of Hospitality, Culinary Arts and Meal Science, Örebro University, Örebro, Sweden; Associate Professor, Department of Biosciences and Nutrition, Karolinska Institute, Huddinge, Sweden

1. INTRODUCTION

While it is generally known that nutritional surveillance data are crucial to develop targeted action and to monitor progress made in counteracting obesity, regular assessments – based on measured weight and height – of the magnitude of overweight and obesity among children and adolescents are not common in the Member States of the WHO European Region (1–3). At the WHO European Ministerial Conference on Counteracting Obesity, which took place in Istanbul, Turkey on 15–17 November 2006, special attention was paid to childhood obesity (4). The 2006 European Charter on Counteracting Obesity aims to strengthen action against obesity throughout the Region (5). The Charter encourages the development of internationally comparable core indicators for inclusion in national health surveillance systems so that the resulting data can be used for advocacy, policy-making and monitoring purposes. The first consultation with Member States in the process leading to the Conference, which took place in Copenhagen, Denmark in October 2005, also expressed the need for a European-wide harmonized surveillance system on which obesity policy development within the Region could be based (6). In 2006, the WHO Regional Office for Europe and 13 Member States initiated the WHO European Childhood Obesity Surveillance Initiative (COSI) as a response to this need. The importance of such international health surveillance systems was reinforced as one of the strongest dimensions in the *Vienna Declaration on Nutrition and Noncommunicable Diseases in the Context of Health 2020* (7), which was then endorsed at the sixty-third session of the WHO Regional Committee for Europe in September 2013 (8).

A childhood obesity surveillance system is a current, systematic process of collection, analysis, interpretation and dissemination of descriptive information for monitoring excess body weight, which is a serious public health problem in the Region (9), and for use in programme planning and evaluation (10). Although data can be extrapolated from research projects, routine surveillance data often provide the most robust information used to understand obesity (11). In this context, it is important to stress that surveillance is not equivalent to screening. Screening applies a test to a defined group of people in order to identify an early or preliminary stage, a risk factor or a combination of risk factors of a disease. People who screen positive are then treated. The objective of a screening service is to identify a certain disease or risk factor for a disease before the affected person seeks treatment, in order to cure the disease or prevent or delay its progression or onset by early intervention (11–13). Westwood et al. highlighted that a consistent approach to population-level monitoring is likely to be useful in providing epidemiological data and guiding planning and resource allocation for preventative and general health promotion strategies. The use of population monitoring programmes to identify individual children and provide information to parents and caregivers, however, would be difficult to justify due to the lack of current evidence on its impact and on effective treatments for overweight in children (14).

COSI aims to measure trends in overweight and obesity in children aged 6.0–9.9 years, in order to monitor the progress of the epidemic and to reverse it, and to make intercountry comparisons

within the Region. The COSI system should not replace countries' existing health, anthropometric and dietary surveillance systems or those in the planning stages; on the contrary, the COSI approach should be integrated into existing systems if possible. Countries are requested to collect data according to the COSI protocols (15,16), which allow each participating country to develop a system that fits its local circumstances.

The establishment of COSI is the start of population-based monitoring of overweight and obesity among primary-schoolchildren (based on measured data) in the Region. This document is the first official WHO report on the implementation of COSI in some European countries. It describes the process from its initiation in 2006 to the implementation of the first two rounds (school year 2007/2008 and 2009/2010). This report uses the strengths, weaknesses, opportunities and threats (SWOT) technique to evaluate the implementation of the two COSI rounds by 16 participating countries that delivered their data to the WHO COSI database. The report documents the experiences gained, the challenges encountered and the obstacles overcome by countries participating in COSI and how they used the data collected to develop policy. Countries not yet participating in COSI may find these insights useful.

2. COSI INITIATION AND IMPLEMENTATION PROCESS

Representatives from countries interested in participating in a brainstorming session on the draft outline of the COSI protocol met in Stockholm on 18 October 2006. The draft outline of the surveillance initiative was presented at the 2006 WHO European Ministerial Conference on Counteracting Obesity (4) and at other meetings with Member States, such as those with WHO nutrition focal points.

Throughout 2007, WHO and 13 Member States – Belgium, Bulgaria, Cyprus, the Czech Republic, Ireland, Italy, Latvia, Lithuania, Malta, Norway, Portugal, Slovenia and Sweden – developed a common protocol. In April 2007, a draft COSI protocol was shared with a number of countries and experts. In May 2007, country consultations assessed each country's existing capacities, available resources and needs. The consultations included an inventory of school surveys and other existing surveillance programmes for school-aged children. The draft protocol was also discussed at the inaugural meeting in Paris, France (5–6 June 2007) and finalized in September 2007. Further adjustments have been made as a follow-up to the second meeting, which took place in Maceira, Portugal (13–14 December 2007), so that the final protocol of January 2008 could be used for the first data collection round (15).

The main documents consulted in preparing the COSI protocol were the 2001/2002 Health Behaviour in School-aged Children (HBSC) survey protocol (17), the 2006 Manual for conducting the global school-based student health survey (GSHS) (18), the WHO STEPs surveillance manual (19), the child obesity monitoring guidance published by the Department of Health in the United Kingdom (20), and the surveillance protocol proposed by the European Childhood Obesity Group (ECOG) in 1996 to its Members in 14 European countries that had expressed interest (21). Following the protocol recommended by ECOG, France carried out a study in 2000 (22) and repeated it in 2007 (23).

This first COSI round took place from September 2007 to December 2008, with 13 countries participating – Belgium (Flemish region), Bulgaria, Cyprus, the Czech Republic, Ireland, Italy, Latvia, Lithuania, Malta, Norway, Portugal, Slovenia and Sweden – and Wales (the United Kingdom) pilot-tested the COSI protocol (15) in its health monitoring system. The experiences gained and challenges faced during this round were discussed at meetings convened in Copenhagen, Denmark (3–4 June 2009) and in Rome, Italy (8–10 February 2010) and led to the 2010 protocol (16).

The second round took place from September 2009 to April 2011, with four new participating countries: Greece, Hungary, Spain and the former Yugoslav Republic of Macedonia. At the fifth COSI meeting, which took place in Lisbon, Portugal (July 2011), principal investigators (PIs) discussed the results of the second COSI data collection round.

Fifteen countries were present at the sixth COSI meeting, which was convened in Oslo, Norway on 8–9 November 2012. The participating countries presented their plans for the implementation of the third COSI data collection round for the school year 2012/2013. An additional four countries – Albania, the Republic of Moldova, Romania and Turkey – have joined the third data collection round. The fourth COSI data collection round is planned for the school year 2015/2016.

The anthropometric results of the first COSI data collection round were published in *Pediatric Obesity* in 2013 (24), and the anthropometric results of the second COSI data collection round were published in *BMC Public Health* in 2014 (25). The COSI methodology and results of both rounds are provided in the following sections. Annex 1 lists the country contributors, and Annex 2 lists the national COSI publications.

3. COSI METHODOLOGY

Study design

In general, systematic overviews often only document secular increases in overweight prevalence (1–3,26). The Cambridge public school health surveillance system in the United States of America also included a longitudinal cohort, and its results indicate that children are more likely to become overweight at earlier ages, and are more likely to remain overweight as they become older. Monitoring incidence and remission rates over time is valuable for identifying the target groups for prevention and intervention at local level before overweight becomes established (27). Countries have, therefore, been encouraged to include a follow-up of the initial sample of children and to repeat the core measurements, so that the incidence and remission rates of overweight and obesity can be estimated. Lithuania performed this follow-up; the children selected in COSI round 1 were measured again in COSI round 2. The other countries applied a semi-longitudinal design, meaning that a new cross-sectional sample of children was selected, both in COSI round 1 and COSI round 2.

Study population and sampling design

Age groups

COSI targets children aged 6–9 years. The main reason for choosing this population group was that intercountry-comparable, nationally representative surveys carried out in the Region mainly target preschool children aged 0–5 years (e.g. through the demographic and health surveys (28) and the multiple indicator cluster surveys (29)) or adolescents aged 11–15 years (e.g. through the HBSC survey (17) and the GSHS (18)). Given the differences in school systems among countries, the age of children entering the first class of primary school (reception year), and the number of children repeating a grade, implementing a uniform sampling approach that was applicable in every country was difficult. Age was, therefore, the first condition considered for the sampling procedures. Countries could select one or more of the four age groups: 6.0–6.9, 7.0–7.9, 8.0–8.9 or 9.0–9.9 years. Since children of this age in all countries are enrolled in primary schools, this school population was, therefore, taken to be representative of the total population in these age groups. Table 1 provides an overview of the age groups targeted by the participating countries in the two COSI data collection rounds.

Sampling units

Nationally representative samples from all countries except Belgium (Flanders only) were included. Either the entire population of interest was included or cluster sampling was employed. The sampling units for Belgium (Flanders only) and Malta (all second grade primary-school classes) included the entire population of interest. When employing cluster sampling, the primary sampling unit (PSU) was the primary school or the class (except in the Czech Republic and Norway). The PSU in the Czech Republic was composed of paediatric clinics, since COSI was integrated with the mandatory health checks that are performed by paediatricians. The PSU in

Table 1. Target age groups in COSI round 1 (2007/2008) and/or round 2 (2009/2010), by country

| Countries | Age groups (years) | |
|---|--------------------|------------|
| | Round 1 | Round 2 |
| Belgium (Flanders) | 6, 7, 8, 9 | 6, 7, 8, 9 |
| Bulgaria | 7 | – |
| Czech Republic | 7 | 7 |
| Greece | – | 7, 9 |
| Hungary | – | 7 |
| Ireland | 7 | 7, 9 |
| Italy | 8, 9 | 8, 9 |
| Latvia | 7 | 7 |
| Lithuania | 7 | 7, 9 |
| Malta | 6 | 6 |
| Norway | 8 | 8 |
| Portugal | 7 | 7 |
| Slovenia | 6, 7, 8 | 6, 7, 8, 9 |
| Spain | – | 6, 7, 8, 9 |
| Sweden | 7, 8 | – |
| The former Yugoslav Republic of Macedonia | – | 7 |

–, no participation.

Norway was composed of counties, which were selected by simple random sampling and with probability proportional to size.

Primary schools and classes were selected randomly from the list of all primary schools (public, private and special schools) centrally available in each country through the education ministry or in the national school registry. If less than about 1% of the target children were enrolled in private or special schools (e.g. schools for mentally handicapped children or children with visual impairment and blindness), countries could choose to exclude these schools from the sampling frame. If the majority of children in the targeted age group were in the same grade, then the sample was drawn from within that grade level. If the targeted age group was spread across grades, however, all grades where most children from this age group were present were sampled. In every sampled class, all children were invited to participate.

Countries that participated in COSI round 1 could decide, for COSI round 2, to select a new nationally representative sample of schools or to return to the same schools selected in round 1 and randomly select classes from these sentinel sites. Four countries – Ireland, Lithuania, Norway and Portugal – chose the sentinel site approach, and the other seven countries used new nationally representative samples in COSI round 2.

Table 2 shows the sampling design chosen by countries participating in the two COSI data collection rounds. Tables 3 and 4 show the participation rates of PSUs and the secondary sampling units (SSUs) in the countries, respectively.

Table 2. Sampling designs in COSI round 1 (2007/2008) and/or round 2 (2009/2010), by country

| Countries | Round 1 | Round 2 | |
|---|---|---|-------------------------|
| | Sampling design | Sampling design | Schools selected |
| Belgium (Flanders) | Entire target age group included | Entire target age group included | NA |
| Bulgaria | Cluster | – | – |
| Czech Republic | Cluster ^a | Cluster ^a | New sample ^a |
| Greece | – | Cluster | New sample |
| Hungary | – | Cluster | New sample |
| Ireland | Cluster | Cluster | Same as round 1 |
| Italy | Cluster | Cluster | New sample |
| Latvia | Cluster | Cluster | New sample |
| Lithuania | Cluster | Cluster | Same as round 1 |
| Malta | Entire target age group included ^b | Entire target age group included ^b | Same as round 1 |
| Norway | Cluster | Cluster | Same as round 1 |
| Portugal | Cluster | Cluster | Same as round 1 |
| Slovenia | Cluster | Cluster | New sample |
| Spain | – | Cluster | New sample |
| Sweden | Cluster | – | – |
| The former Yugoslav Republic of Macedonia | – | Cluster | New sample |

–, no participation; NA, not applicable.

^a Paediatric clinics formed the PSU.

^b All second grade classes in 95 primary schools in Malta were included.

Stratification

Stratification was applied if differences in anthropometric measurements and indices across strata were expected to be observed. Countries that applied stratification are the Czech Republic by region and level of urbanization; Greece by prefecture; Hungary by county; Ireland by Health Service Executive; Italy by region; Latvia by level of urbanization and language of instruction; Lithuania by district and level of urbanization; Norway by county and administrative health region; Spain by autonomous region and size of village; Sweden by type of municipality and type of school (public/private); and the former Yugoslav Republic of Macedonia by level of urbanization. Countries took into account the expected refusal rates to determine the necessary oversampling.

Table 3. Characteristics of PSUs and participation rates in COSI round 1 (2007/2008) and/or round 2 (2009/2010), by country

| Countries | Round 1 | | | | Round 2 | | | | |
|--|-------------------|----------------------|------------------------|-------------------|----------------------|------------------------|-----|----------------------|------------------------|
| | PSU | Total approached (n) | Participation rate (%) | PSU | Total approached (n) | Participation rate (%) | PSU | Total approached (n) | Participation rate (%) |
| Belgium (Flanders) | NA | NA | NA | NA | NA | NA | NA | NA | NA |
| Bulgaria | School | 184 | 100 | - | - | - | - | - | - |
| Czech Republic | Paediatric clinic | 60 | 76.7 | Paediatric clinic | 85 | 78.8 | | | |
| Greece | - | - | - | School | 150 | 82.0 | | | |
| Hungary | - | - | - | School | 164 | 59.8 | | | |
| Ireland | School | 498 | 32.7 | School | 192 | 80.2 | | | |
| Italy | Class | 459 ^a | 99.3 | Class | 2 437 ^a | 100 | | | |
| Latvia | School | 193 | 98.4 | School | 174 | 97.1 | | | |
| Lithuania | School | 161 | 96.9 | School | 164 | 98.8 | | | |
| Malta | School | 95 | 100 | School | 95 | 100 | | | |
| Norway | County | 10 | NA | County | 10 | NA | | | |
| Portugal (all regions except Madeira) ^b | School | 185 | 95.1 | School | 185 | 93.0 | | | |
| Slovenia | School | 118 | 100 | School | 167 | 100 | | | |
| Spain | - | - | - | School | 163 | 88.3 | | | |
| Sweden | School | 220 | 42.7 | - | - | - | | | |
| The former Yugoslav Republic of Macedonia | - | - | - | School | 115 | 87.0 | | | |

- , no participation; NA, not applicable.

^a Italy provided the Regional Office with a subsample of its entire dataset from COSI round 1 and with the entire dataset from COSI round 2. In round 2, of the 2437 classes initially approached, 35 chose not to participate and were replaced by other randomly sampled classes.

^b Data from four schools in Madeira, collected one year after the other Portuguese regions, were not taken into account.

Table 4. Characteristics of SSUs and participation rates in COSI round 1 (2007/2008) and/or round 2 (2009/2010), by country

| Countries | Round 1 | | | Round 2 | | |
|--|---------------------|----------------------|------------------------|---------------------|----------------------|------------------------|
| | SSU | Total approached (n) | Participation rate (%) | SSU | Total approached (n) | Participation rate (%) |
| Belgium (Flanders) | NA | NA | NA | NA | NA | NA |
| Bulgaria | Class | 190 | 100 | - | - | - |
| Czech Republic | NA | NA | NA | NA | NA | NA |
| Greece | - | - | - | Class | 337 | 78.6 |
| Hungary | - | - | - | Class | 346 | 48.3 |
| Ireland | Class | 164 | 100 | Class | 328 | 79.3 |
| Italy | NA | NA | NA | NA | NA | NA |
| Latvia | Class | 301 | 99.7 | Class | 279 | 95.7 |
| Lithuania | Class | 310 | 99.7 | Class | 604 | 100 |
| Malta | Class | 192 | 100 | Class | 190 | 100 |
| Norway | School ^a | 131 | 96.9 | School ^a | 131 | 95.4 |
| Portugal (all regions except Madeira) ^b | Class | 345 | 100 | Class | 372 | 85.5 |
| Slovenia | Class | 774 | 100 | Class | 950 | 100 |
| Spain | - | - | - | Class | 594 | 100 |
| Sweden | Class | 306 | 100 | - | - | - |
| The former Yugoslav Republic of Macedonia | - | - | - | Class | 221 | 95.0 |

- , no participation; NA, not applicable.

^a Four selected schools were excluded because they had only one pupil from the targeted age group.

^b Data from four schools in Madeira, collected one year after the other Portuguese regions, were not taken into account.

Sample size

Rudolf et al. suggests using the standard deviation (SD) scores or Z-scores of a body mass index (BMI) distribution to demonstrate whether a halt in the rise in overweight or obesity is achieved (30). The calculated sample size of ≈ 2300 children per age group was based on an 80% power to detect a minimum difference of 0.10 Z-score in mean BMI per year at a two-sided 5% significance level. To achieve the same precision with a cluster sample design as with a simple random sample, the minimum final effective sample size should be ≈ 2800 children per age group, whereby a design effect of 1.2 was taken into account (17).

Table 5 gives an overview of the number of children who had complete information on their age, sex, weight and height, and who fell within the country's targeted age group(s) in the participating countries in the two COSI data collection rounds.

Data collection procedures

The COSI protocols (15,16) are in accordance with the *International Ethical Guidelines for Biomedical Research Involving Human Subjects* (31), and local ethical committees in the countries also approved their use. Ethical approval was not needed when the data collection procedures were part of legislation (Belgium), a compulsory school programme (Slovenia), the National Annual Program of Public Health (the former Yugoslav Republic of Macedonia) or were regulated by the National Health Authority and regional health authorities (Spain). Parents were fully informed about all study procedures, and their informed consent for the measurements and data treatment (written in local language) was obtained on a voluntary basis prior to the child's enrolment in the system. Informed consent was done either through a letter or through a school information meeting. The objectives of the surveillance system, anthropometric measurements and data treatment were explained. Depending on local legal circumstances, countries had the option of choosing passive or active informed consent. Parents had a right to know their child's body height and body weight measurements, which were given only upon request.

Children were never told the measurements of other children. Children's consent was always obtained before the measurements were taken. Confidentiality of all collected and archived data was ensured. The children's names and, in some cases, the entire date of birth were not included in the electronic data files sent by the countries to the Regional Office.

Countries decided on the measurement period. Data collection, however, was avoided during the first two weeks of a school term or immediately after a major holiday. Measurements were taken over as short a period as possible, preferably within four weeks and no longer than ten weeks. Taking into account the local arrangements, circumstances and budget, countries chose the most appropriate professionals, called examiners, to collect data on the children. Examiners included school nurses, physicians or paediatricians linked to the school health system; other suitable school personnel who collected data at various school functions, such as physical education

Table 5. Number of children with complete information and who fell within the targeted age groups in COSI round 1 (2007/2008) and/or round 2 (2009/2010), by country

| Countries | Round 1 | | Round 2 | |
|--|--|-----------------------------------|--|-----------------------------------|
| | With complete information ^a | Fell within targeted age group(s) | With complete information ^a | Fell within targeted age group(s) |
| Belgium (Flanders) | unknown | 126 078 | 133 156 | 133 156 |
| Bulgaria | 3 381 | 2 511 | – | – |
| Czech Republic | 1 692 | 915 | 2 442 ^b | 1 271 ^b |
| Greece | – | – | 5 682 | 5 269 |
| Hungary | – | – | 1 235 | 1 235 |
| Ireland | 2 634 | 2 383 | 4 021 | 1 986 |
| Italy | 7 997 | 7 997 | 42 035 | 41 672 |
| Latvia | 4 487 | 3 251 | 4 285 | 2 838 |
| Lithuania | 4 939 | 3 309 | 9 796 | 6 721 |
| Malta | 3 376 | 2 115 | 3 533 | 2 302 |
| Norway | 3 474 | 2 834 | 3 172 | 2 621 |
| Portugal (all regions except Madeira) ^c | 3 593 | 1 815 | 3 737 | 1 813 |
| Slovenia | 11 941 | 11 940 | 15 975 | 15 938 |
| Spain | – | – | 7 659 | 7 656 |
| Sweden | 4 521 | 3 665 | – | – |
| The former Yugoslav Republic of Macedonia | – | – | 2 843 | 2 744 |

–, no participation.

^a Complete information on age, sex, weight and height.

^b Data collected from October 2009 to December 2009 and from January 2011 to April 2011 were not taken into account.

^c Data from four schools in Madeira, collected one year after the other Portuguese regions, were not taken into account.

teachers during physical education lessons or health professionals as part of a comprehensive health screening routine for all schoolchildren; or a small number of nationally or regionally based travelling examiners.

In most countries, all original data collection forms and administration instructions were prepared in English, translated into local languages and then back-translated into English. The translated forms were carefully checked for discrepancies with the original English version. In general, the back-translation was carried out independently from the initial translation from English. None of the translated data collection forms and administration instructions indicated that the data collection referred to the assessment of the prevalence of overweight and obesity in schoolchildren.

Table 6 shows the data collection period and the type of field examiners used in the two COSI data collection rounds. Table 7 gives an overview of the surveillance system established and the consent approach applied.

Data collection variables

At each subsequent data collection round – in a new cross-sectional sample of primary-schoolchildren – the core objective is to measure body weight and body height; to calculate BMI; to estimate the prevalence of thinness, normal weight, overweight, obesity, median BMI and mean BMI; and to estimate the annual changes in the prevalence of overweight and obesity and mean BMI relative to the previous cohort of children of the same age range, which was not applicable in the first round.

The examiner's record form was used to collect child variables: date of birth, sex, geography of residence, school grade, date of measurement, clothes worn during measurement, school code, body weight and body height. Countries had the choice of expanding the core anthropometric measurements with the collection of data on: children's waist circumference, hip circumference, associated co-morbidities, dietary intake patterns and physical activity/inactivity patterns, as well as details on the family and the school environment.

Anthropometric measurements

Prior to data collection, all examiners were trained in measuring weight and height – the core anthropometric measurements – using standardized techniques (32). Measurements were carried out in close collaboration with teachers and other school personnel in a private room in the school (except in the Czech Republic, where measurements were made in paediatric clinics). The basic principles of confidentiality, privacy and objectivity were ensured throughout the process. Children were not routinely informed of their body weight and body height because this programme is for surveillance, not screening, which would entail a referral to treatment and follow-up of children who had been identified as being overweight or obese (11).

Table 6. Data collection period and type of field examiners in COSI round 1 (2007/2008) and/or round 2 (2009/2010), by country

| Countries | Round 1 | | Round 2 | |
|--|--------------------------|--|------------------------------------|---|
| | Data collection period | Field examiners | Data collection period | Field examiners |
| Belgium (Flanders) | September 2007–July 2008 | Regionally based | September 2009–August 2010 | Regionally based |
| Bulgaria | March–May 2008 | Regionally based | – | – |
| Czech Republic | January–December 2008 | External health professionals linked to the school | January–December 2010 ^a | External health professionals linked to the school |
| Greece | – | – | November 2010–March 2011 | Regionally based |
| Hungary | – | – | April–June 2010 | External health professionals linked to the school |
| Ireland | April–June 2008 | Nationally based | October–November 2010 | Nationally based |
| Italy | April–June 2008 | External health professionals linked to the school | April–October 2010 ^b | External health professionals linked to the school ^c |
| Latvia | February–March 2008 | Nationally based | March–April 2010 | Nationally based |
| Lithuania | April–May 2008 | Nationally based | February–May 2010 | Nationally based |
| Malta | April–June 2008 | External health professionals linked to the school | April–June 2010 | External health professionals linked to the school |
| Norway | September–November 2008 | External health professionals linked to the school | September–December 2010 | External health professionals linked to the school |
| Portugal (all regions except Madeira) ^d | May–June 2008 | Regionally based | April–December 2010 | Regionally based |
| Slovenia | April 2008 | Physical education teachers | April 2010 | Physical education teachers |
| Spain | – | – | October 2010–May 2011 | Regionally based |
| Sweden | March–June 2008 | Nationally based | – | – |
| The former Yugoslav Republic of Macedonia | – | – | October–December 2010 | Nationally based |

–, no participation.

^a Data collected from October 2009 and from January to April 2011 were not taken into account.

^b The majority of data (46 315 children) were collected from April to June 2010. One local health unit in the Veneto Region collected data from September to October 2010 (419 children).

^c In Italy, data collectors were health professionals from the National Health Service.

^d Data from four schools in Madeira, collected one year after the other Portuguese regions, were not taken into account.

Table 7. Type of informed consent and type of implemented surveillance system in COSI round 1 (2007/2008) and/or round 2 (2009/2010), by country

| Countries | Round 1 | | Round 2 | |
|---|------------------|--------------------------------------|------------------|--------------------------------------|
| | Informed consent | Surveillance system | Informed consent | Surveillance system |
| Belgium (Flanders) | NA | Integrated with routine measurements | NA | Integrated with routine measurements |
| Bulgaria | Passive | Newly established | – | – |
| Czech Republic | Active | Integrated with routine measurements | Active | Integrated with routine measurements |
| Greece | – | – | Active | Newly established |
| Hungary | – | – | Active | Integrated with routine measurements |
| Ireland | Active | Newly established | Active | Continuation of round 1 |
| Italy | Passive | Newly established | Passive | Continuation of round 1 |
| Latvia | Passive | Newly established | Passive | Continuation of round 1 |
| Lithuania | Active | Newly established | Active | Continuation of round 1 |
| Malta | Active | Integrated with routine measurements | Active | Integrated with routine measurements |
| Norway | Active | Newly established | Active | Continuation of round 1 |
| Portugal | Active | Newly established | Active | Continuation of round 1 |
| Slovenia | Active | Integrated with routine measurements | Active | Integrated with routine measurements |
| Spain | – | – | Active | Newly established |
| Sweden | Passive | Newly established | – | – |
| The former Yugoslav Republic of Macedonia | – | – | Active | Newly established |

–, no participation; NA, not applicable.

The measurements could be carried out within the context of a whole-school approach to promote health and well-being, so children would not experience it as an isolated and intrusive event but in support of their health. For instance, Slovenia measured children as part of its yearly growth and fitness check-up event in schools.

Children were asked to take off their shoes, socks and all heavy clothing (coats, sweaters, jackets, etc.). Children removed wallets, mobile phones, key chains, belts or any other objects, such as hair ornaments. Body weight was measured to the nearest 0.1 kg with portable digital (mainly manufacturer-calibrated) scales, and body height was measured to the nearest 0.1 cm with a portable stadiometer. For the data analyses, body weight was adjusted for the weight of the clothes worn. Each country provided the average weights of each type of clothing (underwear only, gym clothes, light clothing and heavy clothing). Waist and hip circumferences – optional anthropometric measurements – were done with a non-elastic tape and taken to the nearest 0.1 cm.

In general, the same anthropometric measuring instruments were used throughout a country. A few countries that participated for the first time in a COSI data collection round were unable to use the same measuring instruments due to cost implications. The monitoring of data quality procedures was stressed throughout the measurement period. The weighing scales and height board were checked for accurateness and preciseness. Scales were manually calibrated provided that calibration features were available, and the scales could be calibrated by the user.

School nutrition and physical activity environmental characteristics

COSI employs a mandatory school form that involves the collection of information on a few school (environmental) characteristics such as: the frequency of physical education lessons, the availability of school playgrounds, the possibility to obtain food items and beverages on the school premises, and current school initiatives organized to promote a healthy lifestyle (healthy eating, physical activity) (Table 8).

This mandatory school form was completed either by the school principal (headmaster/headmistress), by the teachers involved with the sampled classes, or by someone who could document and report on the location of the school, the number of children registered and measured (examined) per sampled class, and the number of children who declined to be measured or were absent on the day of measurement.

In addition to the mandatory core items, countries could choose to include optional questions, such as the availability of safe routes to school, transport to school, inclusion of nutrition education or physical education in the school curriculum, provision of school meals, availability of vending machines on the school premises and the availability of fruit/vegetable/milk schemes.

Food frequency and physical activity/inactivity patterns among children

A family record form was used to gather information on a voluntary basis on simple indicators of the children's dietary intake and physical activity/inactivity patterns such as usual transport to school, membership of a sport or dancing club, time typically spent playing outside or watching television, or food frequency consumption (Table 9). The form collected information on the family's socioeconomic characteristics and co-morbidities associated with obesity. The parents or caregivers, possibly together with the child, completed the form. Schools gave the form to parents and could include it with the letter informing parents about the COSI initiative and asking their consent.

Responsibilities

Before introducing COSI, each country assigned an institute responsibility for the overall national coordination and management, and assigned a PI as the institute's authorized representative. This institute signed a collaboration arrangement with the Regional Office that described the roles of

Table 8. Mandatory and optional school nutrition and physical activity environmental data collected in COSI round 1 (2007/2008) and/or round 2 (2009/2010)

| School form items | Countries | |
|--|---|---|
| | Round 1 | Round 2 |
| Total minutes per week of physical education the school provides to pupils from participating classes ^a | Bulgaria, Czech Republic, Ireland, Latvia, Lithuania, Malta, Norway, Portugal, Slovenia, Sweden | Czech Republic, Greece, Hungary, Ireland, Italy, Latvia, Lithuania, Norway, Portugal, Slovenia, Spain |
| Initiatives/projects organized to promote a healthy lifestyle among pupils from participating classes ^a | Bulgaria, Czech Republic, Ireland, Latvia, Lithuania, Malta, Norway, Portugal, Slovenia, Sweden | Czech Republic, Greece, Hungary, Ireland, Italy, Latvia, Lithuania, Norway, Portugal, Slovenia |
| Existence of outside playgrounds or inside play areas where children can play during school breaks ^a | Bulgaria, Czech Republic, Ireland, Latvia, Lithuania, Malta, Norway, Portugal, Slovenia, Sweden | Czech Republic, Greece, Hungary, Ireland, Latvia, Lithuania, Norway, Portugal, Slovenia, Spain, The former Yugoslav Republic of Macedonia |
| Foods or beverages that can be obtained on school premises ^{a,b} | Bulgaria, Czech Republic, Ireland, Latvia, Lithuania, Malta, Norway, Portugal, Slovenia, Sweden | Czech Republic, Greece, Hungary, Ireland, Latvia, Lithuania, Norway, Portugal, Slovenia, Spain, The former Yugoslav Republic of Macedonia |
| Availability of vending machines with foods or beverages on school premises ^c | Bulgaria, Czech Republic, Latvia, Lithuania, Malta, Portugal, Slovenia, Sweden | Czech Republic, Hungary, Italy, Latvia, Portugal, Slovenia, Spain |
| Availability of shop or cafeteria where foods or beverages can be purchased ^c | Bulgaria, Czech Republic, Latvia, Lithuania, Malta, Portugal, Slovenia, Sweden | Czech Republic, Latvia, Portugal, Slovenia, Spain |
| Availability of school canteen ^c | Bulgaria, Czech Republic, Latvia, Lithuania, Malta, Portugal, Slovenia, Sweden | Czech Republic, Italy, Latvia, Portugal, Slovenia, Spain |
| Meals served at the school canteen meet the country-specific nutrition (or healthy eating) guidelines ^c | Bulgaria, Czech Republic, Latvia, Lithuania, Malta, Slovenia, Sweden | Czech Republic, Hungary, Italy, Latvia, Slovenia, Spain |
| School provides pupils with free fresh fruit ^c | Bulgaria, Czech Republic, Latvia, Lithuania, Malta, Portugal, Slovenia, Sweden | Czech Republic, Italy, Latvia, Portugal, Slovenia, Spain |
| School provides pupils with free vegetables ^c | Bulgaria, Czech Republic, Latvia, Lithuania, Malta, Slovenia, Sweden | Czech Republic, Latvia, Portugal, Slovenia, Spain |
| School provides pupils with free milk ^c | Bulgaria, Czech Republic, Latvia, Lithuania, Malta, Portugal, Slovenia | Czech Republic, Latvia, Portugal, Slovenia |

Table 8 contd

| School form items | Countries | |
|--|--|---|
| | Round 1 | Round 2 |
| School provides pupils with milk at a low price ^c | Bulgaria, Czech Republic, Latvia, Lithuania, Malta, Portugal, Slovenia | Czech Republic, Latvia, Portugal, Slovenia |
| School curriculum includes nutrition education ^c | Bulgaria, Czech Republic, Latvia, Lithuania, Malta, Portugal, Slovenia | Czech Republic, Hungary, Italy, Latvia, Portugal, Slovenia, Spain |
| School is free from advertising and marketing of any energy-dense and nutrient-poor foods and beverages ^c | Bulgaria, Czech Republic, Latvia, Lithuania, Malta, Portugal, Slovenia, Sweden | Czech Republic, Hungary, Latvia, Portugal, Slovenia, Spain |
| School provides bus transport ^c | Bulgaria, Czech Republic, Latvia, Lithuania, Malta, Slovenia, Sweden | Czech Republic, Latvia, Portugal, Slovenia, Spain |
| Routes to and from school are safe for most pupils to walk or ride a bicycle ^c | Bulgaria, Czech Republic, Latvia, Lithuania, Portugal, Slovenia, Sweden | Czech Republic, Hungary, Latvia, Portugal, Slovenia, Spain |
| School curriculum includes physical education lessons ^c | Bulgaria, Czech Republic, Latvia, Lithuania, Portugal, Slovenia, Sweden | Czech Republic, Italy, Latvia, Portugal, Slovenia, Spain |
| School runs sport clubs or provides sport facilities outside school hours ^c | Bulgaria, Czech Republic, Latvia, Lithuania, Portugal, Slovenia, Sweden | Czech Republic, Hungary, Italy, Latvia, Portugal, Slovenia, Spain |

^a Mandatory core items.

^b Fresh fruit, 100% fruit juices without sugar, fruit juices containing sugar, cold drinks without/with sugar, hot drinks without/with sugar, diet or light soft drinks, vegetables, yoghurt, milk/flavoured milk, water, candy bar/chocolate/cake/other sweet snacks, potato chips, corn chips/popcorn/peanuts/other salted snacks.

^c Optional items.

Table 9. Optional children and family data collected in COSI round 1 (2007/2008) and/or COSI round 2 (2009/2010)

| Family form items | Countries | |
|--|---|---|
| | Round 1 | Round 2 |
| Items targeting children | | |
| Child's birth weight | Bulgaria, Czech Republic, Lithuania, Portugal, Sweden | Czech Republic, Greece, Hungary, Lithuania, Portugal, Spain |
| Child born at term (in general after 37 weeks of pregnancy) | Bulgaria, Czech Republic, Lithuania, Portugal, Sweden | Czech Republic, Greece, Hungary, Lithuania, Portugal, Spain |
| Child's usual transport from home to school | Bulgaria, Czech Republic, Lithuania, Portugal, Sweden | Czech Republic, Greece, Hungary, Italy, Lithuania, Portugal, Spain |
| Child's usual transport from school to home | Bulgaria, Czech Republic, Lithuania, Portugal, Sweden | Czech Republic, Greece, Hungary, Lithuania, Portugal, Spain |
| Routes to and from school are safe for the respondent's child to walk or ride a bicycle | Bulgaria, Czech Republic, Lithuania, Portugal, Sweden | Czech Republic, Greece, Lithuania, Portugal, Spain |
| Distance from the child's school to home | Bulgaria, Czech Republic, Lithuania, Portugal, Sweden | Czech Republic, Greece, Hungary, Lithuania, Portugal, Spain |
| Child's membership in one or more sport or dancing clubs | Bulgaria, Czech Republic, Lithuania, Portugal, Sweden | Czech Republic, Greece, Hungary, Lithuania, Portugal, Spain |
| Child's usual amount of sleep per day | Bulgaria, Czech Republic, Lithuania, Portugal, Sweden | Czech Republic, Greece, Lithuania, Portugal, Spain |
| Amount of hours per day the child is usually playing outside on weekdays/weekends | Bulgaria, Czech Republic, Lithuania, Portugal, Sweden | Czech Republic, Greece, Hungary, Lithuania, Portugal, Spain |
| Amount of hours per day the child usually spends doing homework or reading a book on weekdays/weekends | Bulgaria, Czech Republic, Lithuania, Portugal, Sweden | Czech Republic, Hungary, Italy (only during weekdays), Lithuania, Portugal, Spain |
| Amount of hours per day the child usually spends playing games on a computer on weekdays/weekends | Bulgaria, Czech Republic, Lithuania, Portugal, Sweden | Czech Republic, Greece, Italy (only during weekdays), Lithuania, Portugal, Spain |

Table 9 contd

| | Countries | |
|--|---|--|
| | Round 1 | Round 2 |
| Family form items | | |
| Amount of hours per day the child usually spends watching television (including videos) on weekdays/weekends | Bulgaria, Czech Republic, Lithuania, Portugal, Sweden | Czech Republic, Greece, Italy (only during weekdays), Lithuania, Portugal, Spain |
| Computer available at home | Bulgaria, Czech Republic, Portugal, Sweden | Czech Republic, Greece, Hungary, Portugal, Spain |
| Frequency of child eating breakfast in a typical week | Bulgaria, Czech Republic, Lithuania, Portugal, Sweden | Czech Republic, Greece, Hungary, Lithuania, Portugal, Spain |
| Frequency of child eating certain food items ^a in a typical week | Bulgaria, Czech Republic, Lithuania, Portugal, Sweden | Czech Republic, Greece, Italy (only fresh fruits, vegetables and soft drinks containing sugar), Lithuania, Spain |
| Child ever breastfed | Bulgaria, Czech Republic, Lithuania, Portugal, Sweden | Czech Republic, Lithuania, Portugal, Spain |
| Items targeting family | | |
| Household member had high blood pressure during past 12 months | Bulgaria, Czech Republic, Lithuania, Portugal, Sweden | Czech Republic, Greece, Lithuania, Portugal, Spain |
| Household member had diabetes during past 12 months | Bulgaria, Czech Republic, Lithuania, Portugal, Sweden | Czech Republic, Greece, Lithuania, Portugal, Spain |
| Household member had high cholesterol during past 12 months | Bulgaria, Czech Republic, Lithuania, Portugal, Sweden | Czech Republic, Greece, Lithuania, Portugal, Spain |
| Number of people aged 18 years or older living in the household | Bulgaria, Czech Republic, Lithuania, Portugal, Sweden | Czech Republic, Greece, Hungary, Lithuania, Portugal, Spain |
| Number of people less than 18 years old living in the household | Bulgaria, Czech Republic, Lithuania, Portugal, Sweden | Czech Republic, Greece, Hungary, Lithuania, Portugal, Spain |
| Mother's highest completed level of education | Bulgaria, Czech Republic, Lithuania, Portugal, Sweden | Czech Republic, Greece, Hungary, Italy, Lithuania, Portugal, Spain |
| Father's highest completed level of education | Bulgaria, Czech Republic, Lithuania, Portugal, Sweden | Czech Republic, Greece, Hungary, Italy, Lithuania, Portugal, Spain |

Table 9 contd

| Family form items | Countries | |
|--|---|--|
| | Round 1 | Round 2 |
| Household's average gross income over the past calendar year | Bulgaria, Czech Republic, Lithuania, Sweden | Czech Republic, Greece, Lithuania, Spain |
| Mother's main work over the last 12 months | Bulgaria, Czech Republic, Lithuania, Portugal, Sweden | Czech Republic, Greece, Lithuania, Portugal, Spain |
| Father's main work over the last 12 months | Bulgaria, Czech Republic, Lithuania, Portugal, Sweden | Czech Republic, Greece, Lithuania, Portugal, Spain |
| Type of house | Bulgaria, Czech Republic, Lithuania, Portugal, Sweden | Czech Republic, Greece, Lithuania, Portugal, Spain |
| Kind of accommodation occupation | Bulgaria, Czech Republic, Lithuania, Portugal, Sweden | Czech Republic, Greece, Lithuania, Portugal, Spain |

^a Fresh fruit, vegetables (excluding potatoes), 100% fruit juice, soft drinks containing sugar, diet or light soft drinks, low-fat/ semi-skimmed milk, whole-fat milk, flavoured milk, cheese, yoghurt/milk/pudding/cream cheese/quark/other dairy products, meat, fish, foods such as potato chips, corn chips, popcorn or peanuts, foods such as candy bar or chocolate, foods such as biscuits, cake, doughnuts or pie, foods such as pizza, French fries, fried potatoes, hamburger, sausage or meat pies.

the participating country and the Regional Office, including data release and publication policies, principles, terms and procedures.

Each participating country was responsible for national coordination and management – including training standardization, data collection and management, and country-specific analyses – and was funded by local resources. The Regional Office – through its Division of Noncommunicable Diseases and Life-course – was responsible for international coordination and management, including: development of the common protocol and manuals; communication with PIs; development of a system for data entry and validation; periodically monitoring study progress; cross-country statistical analyses of pooled international data; arranging meetings with PIs and the Advisory Group; and coordination of the preparation of publications on the cross-country data analyses. The Regional Office served as the international data coordination centre.

The collaboration arrangement stipulated that countries own their own data sets. The Regional Office, however, has a non-exclusive license to use the data for the purpose of cross-country statistical analyses at European level and for subsequent publications. As countries have primary ownership of their own data sets, the Regional Office will not make the pooled international data publicly available.

Summary COSI implementation characteristics

Table 10 summarizes the core and optional COSI implementation characteristics. Core characteristics were mandatory and needed to be followed by the participating countries. Optional characteristics were voluntary and supplemental to the core characteristics.

Table 10. Overview of the core and optional COSI implementation characteristics

| Section | Core (mandatory) items | Optional (voluntary) items |
|--------------------------------------|--|--|
| Study design | Semi-longitudinal design with repeated cross-sectional samples | Prospective cohort design with one follow-up of the initial sample after two years |
| Study population and sampling design | | |
| Age groups | One or more of the following age groups: 6.0–6.9, 7.0–7.9, 8.0–8.9 or 9.0–9.9 years | Other age groups |
| Sampling units | Nationally representative sample Cluster sampling of primary schools or classes Sentinel site approach, or new sample of schools at each round | All primary schools in the country |
| Sample size | Final effective sample size, per age group: ≈2800 children | All children in the respective age group in a country |
| Data collection procedures | In accordance with international ethical guidelines (31) Informed consent for measurements and data treatment (if required) Same time period within a country; data collection within 4–10 weeks Translation of original English data collection forms into local language and back-translated into English | NA NA NA |
| Variable (characteristics) | | |
| Children | Date of birth or age, sex, geography of residence, school grade, date and time indication of measurement, body weight, body height, BMI and clothes worn during measurement | Time of measurement, associated co-morbidities, dietary intake patterns, physical activity/inactivity patterns, family's socioeconomic characteristics |
| School | Address, number and grade of classes sampled, number of registered/absent/measured children per class, refusals, a few school nutrition and physical activity environmental characteristics | Detailed school nutrition and physical activity environmental characteristics |
| Anthropometric measurements | All examiners trained in standardized techniques Examiners administer the examiner's record form and take anthropometric measurements according to protocol Same instruments used within a country in accordance with requirements | NA NA NA |

NA, not applicable.

4. CORE RESULTS

Data elaboration

Data quality assurance began when the examiner carefully filled out the forms and the supervisor checked the returned forms for completeness and correct coding. Cleaned country datasets were sent to the Regional Office where they were reviewed in a standard manner for inconsistencies and completeness before merged for intercountry analyses. The final anthropometric dataset included children with informed consent and complete information on age, sex, weight and height.

The 2007 WHO recommended cut-offs for school-aged children and adolescents were used to compute BMI-for-age (BMI/A) Z-scores and estimate the prevalence of overweight and obesity (33,34). BMI was calculated using the formula: weight (kg) divided by height squared (m²). Overweight and obesity were defined as the proportion of children with a BMI/A value above +1 Z-score and above +2 Z-scores, respectively (33). According to WHO definitions, the prevalence estimates for overweight children include those who are obese (35). Children with biologically implausible (or extreme) BMI/A values were excluded from the analysis (values below -5 or above +5 Z-scores relative to the 2007 WHO growth reference median) (34).

Prevalence of overweight and obesity

Fig. 1 shows the prevalence of overweight and obesity among boys aged 6–9 years in 12 countries participating in COSI round 1. The results for girls aged 6–9 years in round 1 are in Fig. 2. The two figures indicate that up to 49% of boys and 43% of girls were overweight and up to 27% of boys and up to 17% of girls were obese (24).

Fig. 3 shows the prevalence of overweight and obesity among boys aged 6–9 years in 13 countries participating in COSI round 2. The results for girls aged 6–9 years in round 2 are in Fig. 4. The two figures show that the prevalence of overweight ranged from 18% to 57% among boys and from 18% to 50% among girls, and the prevalence of obesity ranged from 6% to 31% among boys and from 5% to 21% among girls (25).

In both rounds, multi-country comparisons suggested the presence of a north–south gradient with the highest level of overweight found in southern European countries (24,25). From round 1 to round 2, the highest significant decrease in prevalence of overweight was found in countries with higher absolute BMI values in round 1 (e.g. Italy, Portugal and Slovenia) and the highest significant increase in countries with lower BMI values in round 1 (e.g. Latvia and Norway).

School characteristics

Some or all of the mandatory school form items were collected by 10 countries in COSI round

1 and by 12 countries in COSI round 2 (Table 8). Data on some of these items are presented in Fig. 5 and 6.

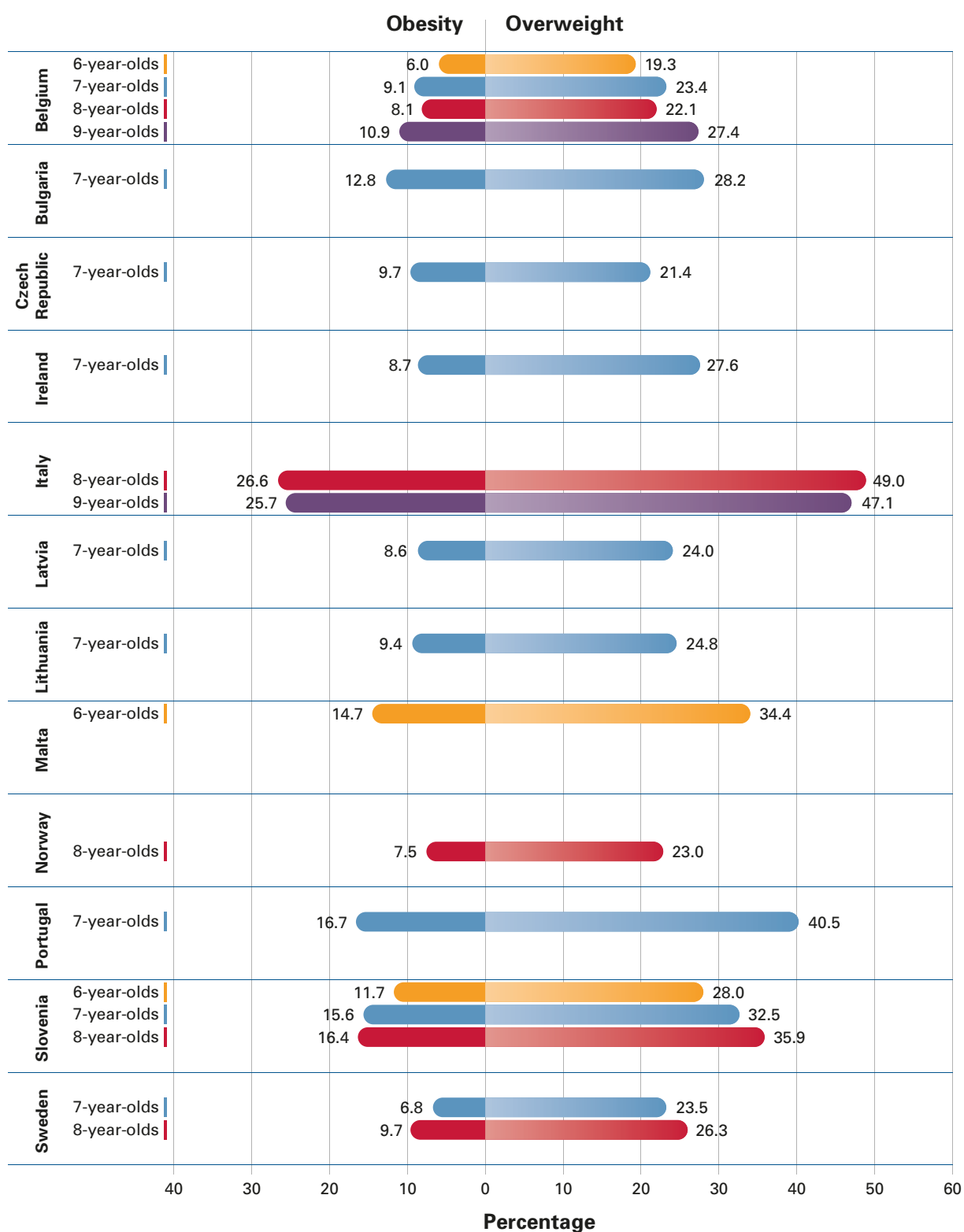
The mean number of minutes of physical education provided weekly by schools to pupils from the participating classes ranged from 67 minutes in Ireland to 163 minutes per week in Hungary (Fig. 5).

The proportion of schools that introduced initiatives or projects to promote a healthy lifestyle (with a focus on physical activity promotion and/or healthy eating) among pupils from the participating classes ranged from 42% in Bulgaria and Greece to 97% in Latvia (Fig. 6).

The lowest proportion of schools that provided fresh fruit on their premises was found in Greece (12%), Ireland (23%) and Malta (22%) and the highest in Hungary (83%) and Slovenia (75%, round 1; 95%, round 2). Milk could be obtained in 33–95% of schools in round 1 and in 18–95% of schools in round 2 (Fig. 6).

Cold drinks containing sugar could be obtained on the premises of 40% or more of schools in Bulgaria, the Czech Republic (round 1), Hungary, Latvia, Lithuania and Slovenia (round 1). The highest proportion of schools that provided sweet snacks on their premises was found in Bulgaria (77%), Lithuania (69%, round 1; 60% round 2), Hungary (51%), Latvia (51%, round 1; 49% round 2), and the Czech Republic (47%, round 1; 27% round 2). Fewer schools made salted snacks available on their premises than sweet snacks, but 37% of Hungarian schools and 74% of Bulgarian schools still provided them. Norway was the only country in both rounds that did not make cold drinks containing sugar, sweet snacks and salted snacks available to pupils on their school premises (Fig. 6).

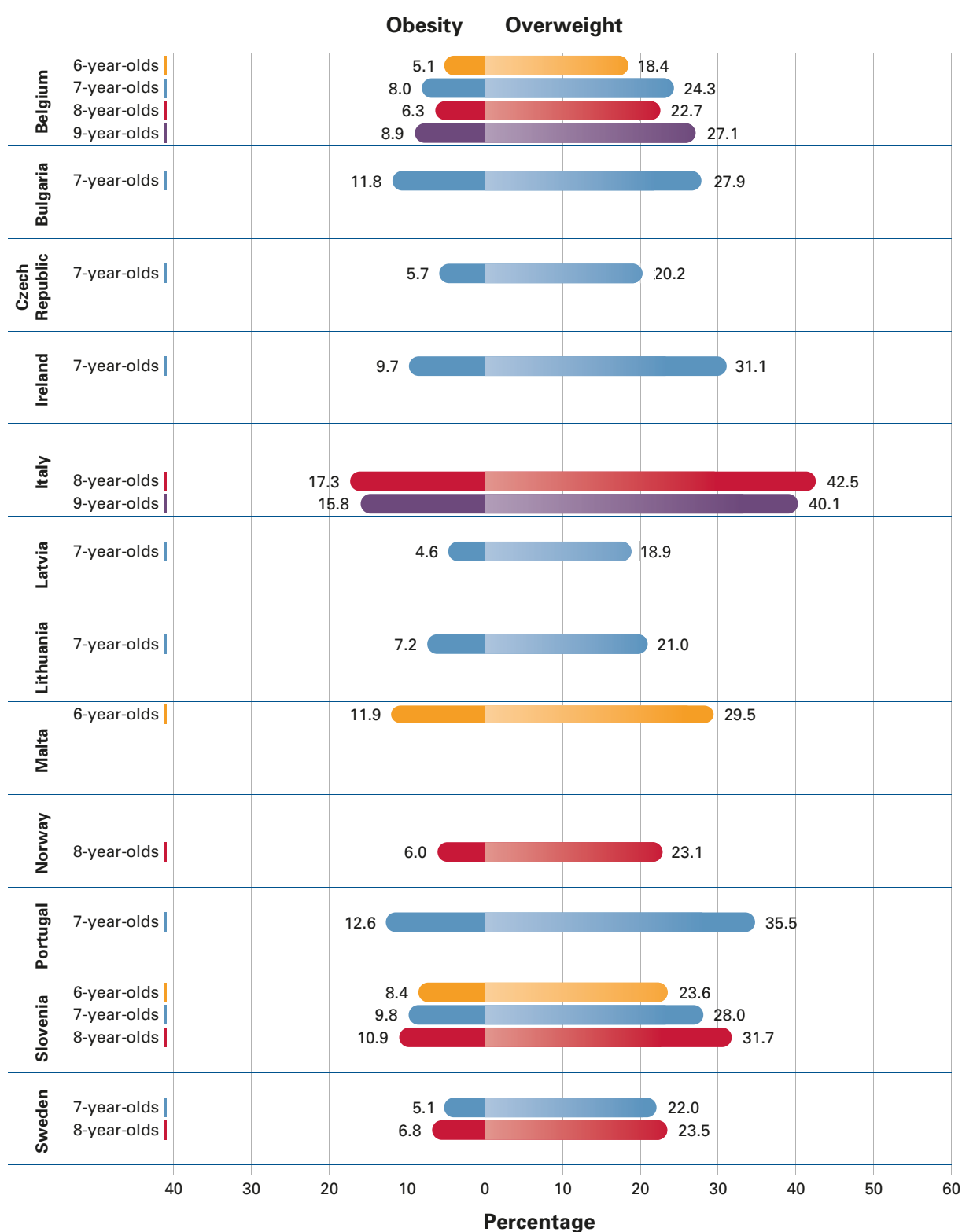
Fig. 1. Prevalence of overweight and obesity among boys aged 6–9 years in COSI round 1 (2007/2008), by country and age group



Note. Overweight and obesity are defined as the proportion of children with a BMI-for-age value above +1 Z-score and +2 Z-scores, respectively, relative to the 2007 WHO growth reference median (33).

Source: Wijnhoven et al. (24).

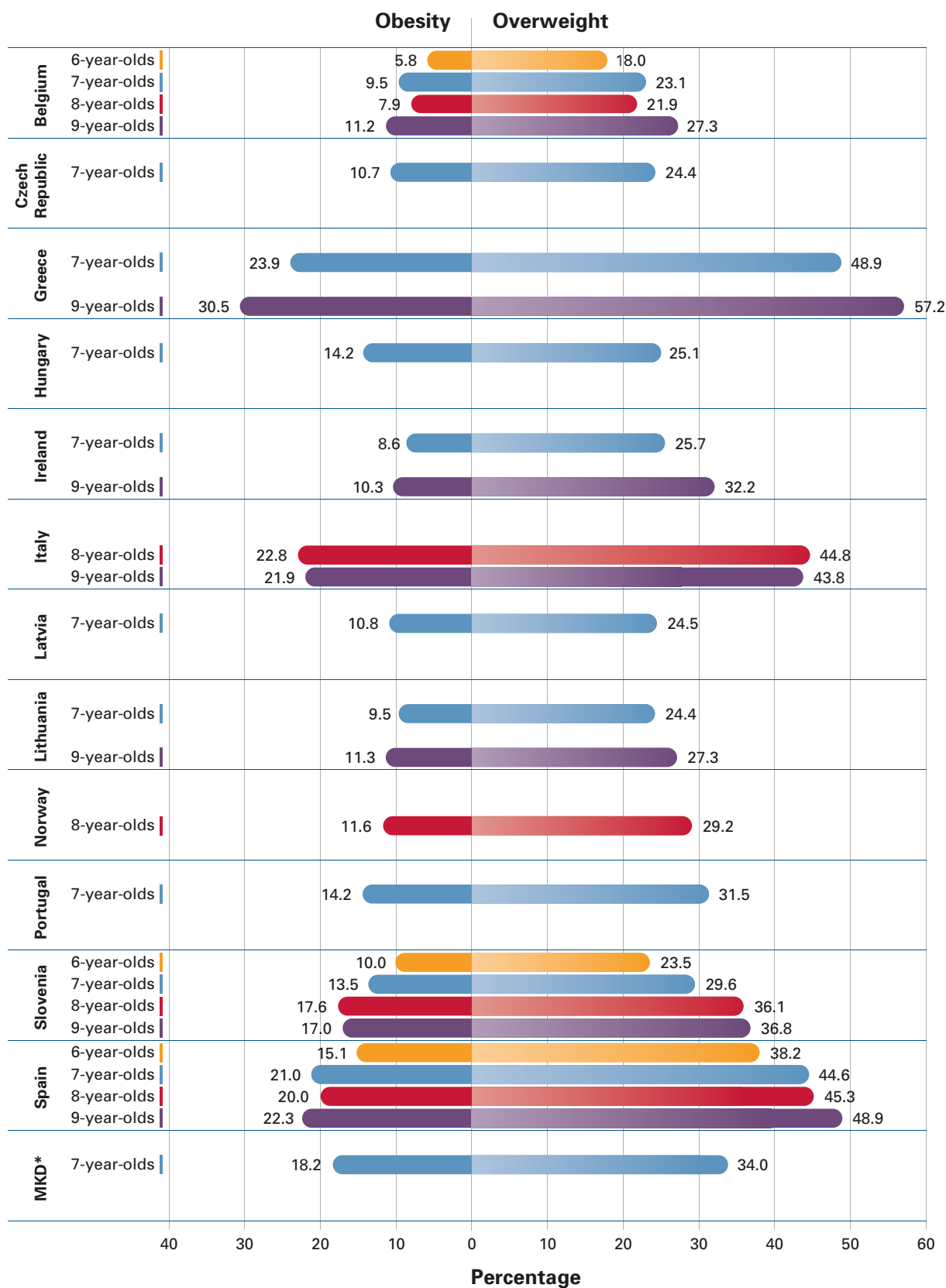
Fig. 2. Prevalence of overweight and obesity among girls aged 6–9 years in COSI round 1 (2007/2008), by country and age group



Note. Overweight and obesity are defined as the proportion of children with a BMI-for-age value above +1 Z-score and +2 Z-scores, respectively, relative to the 2007 WHO growth reference median (33).

Source: Wijnhoven et al. (24).

Fig. 3. Prevalence of overweight and obesity among boys aged 6–9 years in COSI round 2 (2009/2010), by country and age group

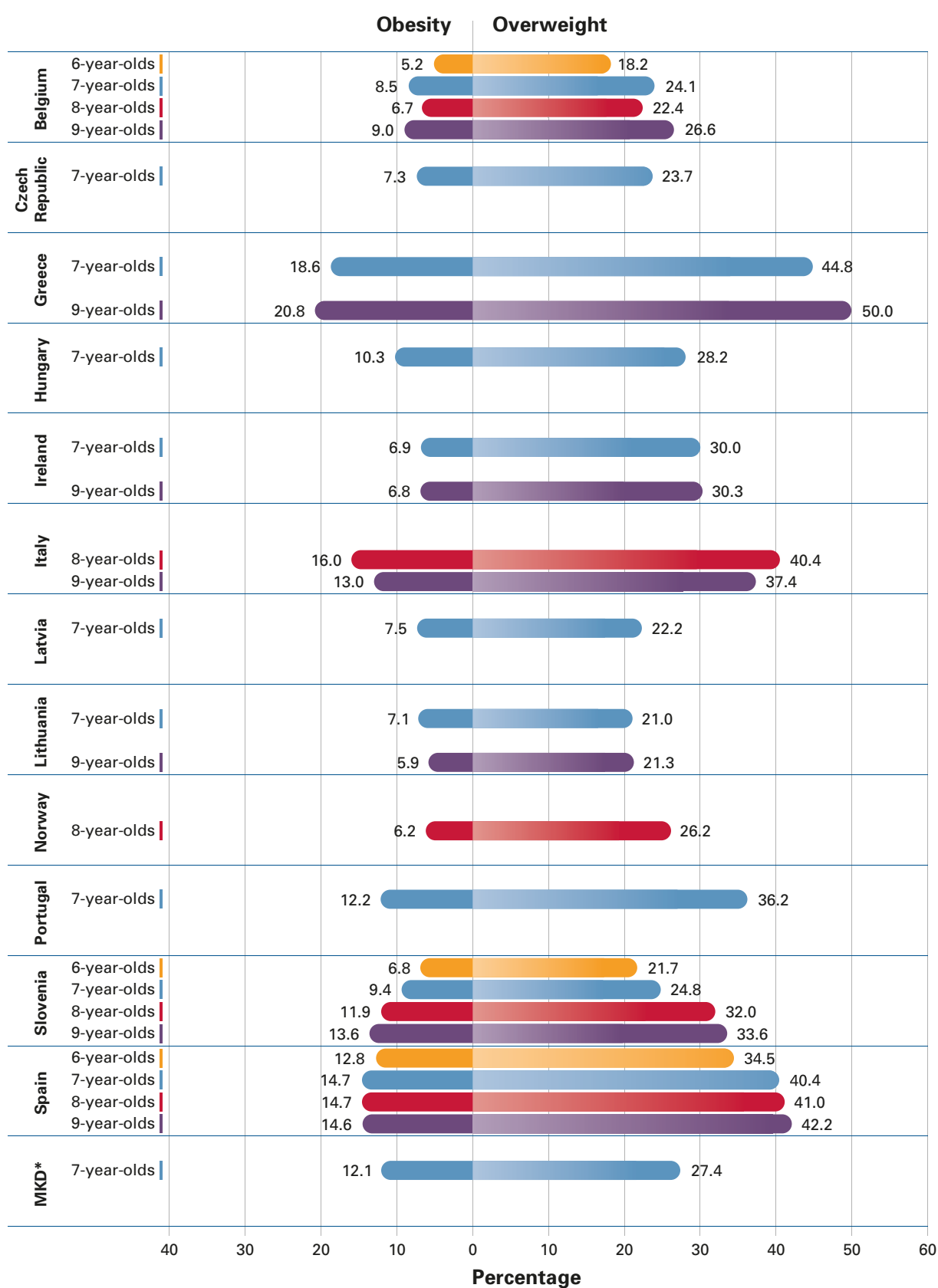


* MKD, The former Yugoslav Republic of Macedonia. MKD is an abbreviation of the International Organization for Standardization (ISO).

Note. Overweight and obesity are defined as the proportion of children with a BMI-for-age value above +1 Z-score and +2 Z-scores, respectively, relative to the 2007 WHO growth reference median (33).

Source: Wijnhoven et al. (25).

Fig. 4. Prevalence of overweight and obesity among girls aged 6–9 years in COSI round 2 (2009/2010), by country and age group



* MKD, The former Yugoslav Republic of Macedonia. MKD is an abbreviation of the International Organization for Standardization (ISO).

Note. Overweight and obesity are defined as the proportion of children with a BMI-for-age value above +1 Z-score and +2 Z-scores, respectively, relative to the 2007 WHO growth reference median (33).

Source: Wijnhoven et al. (25).

Fig. 5. Mean weekly provision of physical education to pupils by their schools in COSI round 1 (2007/2008) and/or round 2 (2009/2010), by country

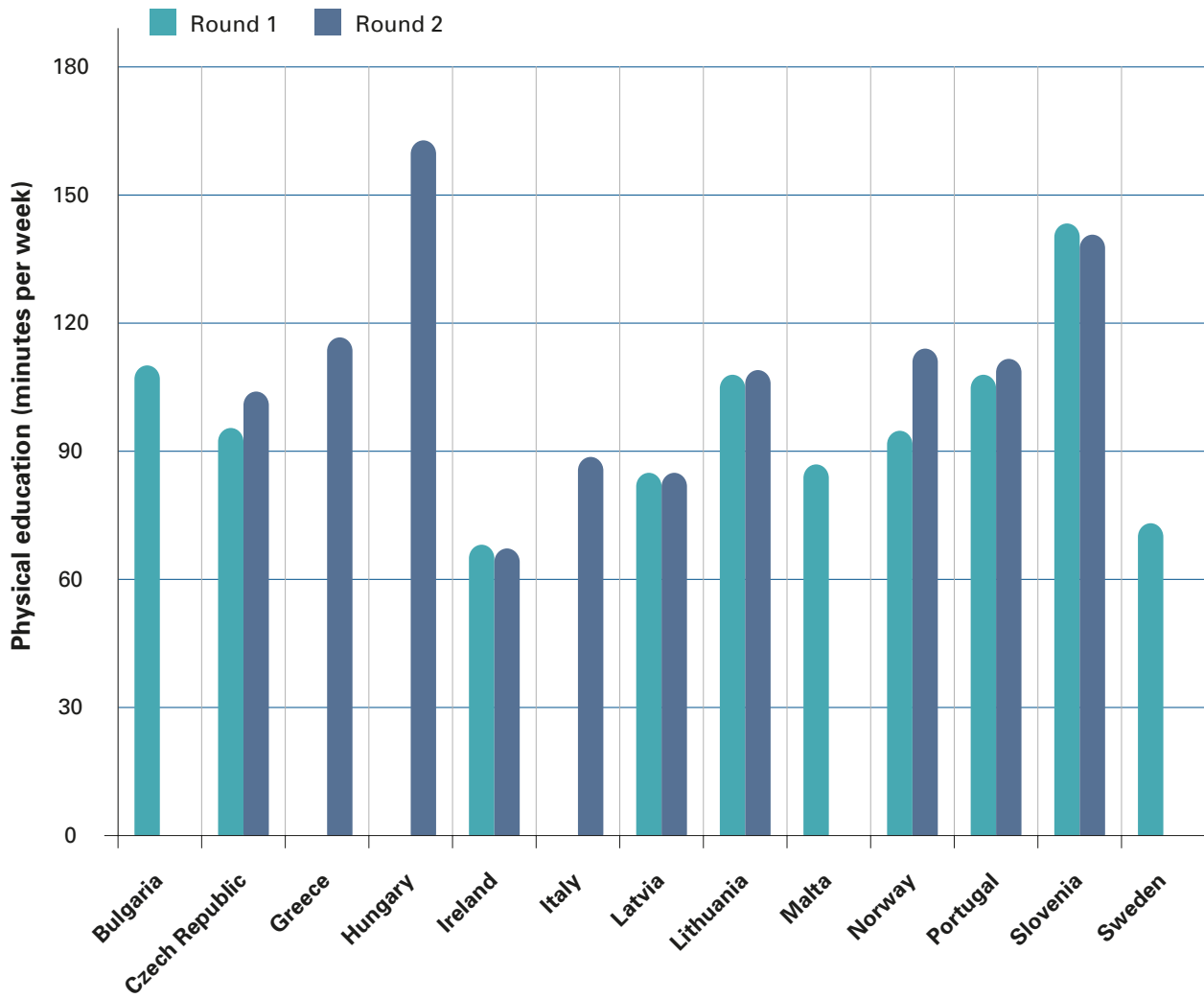
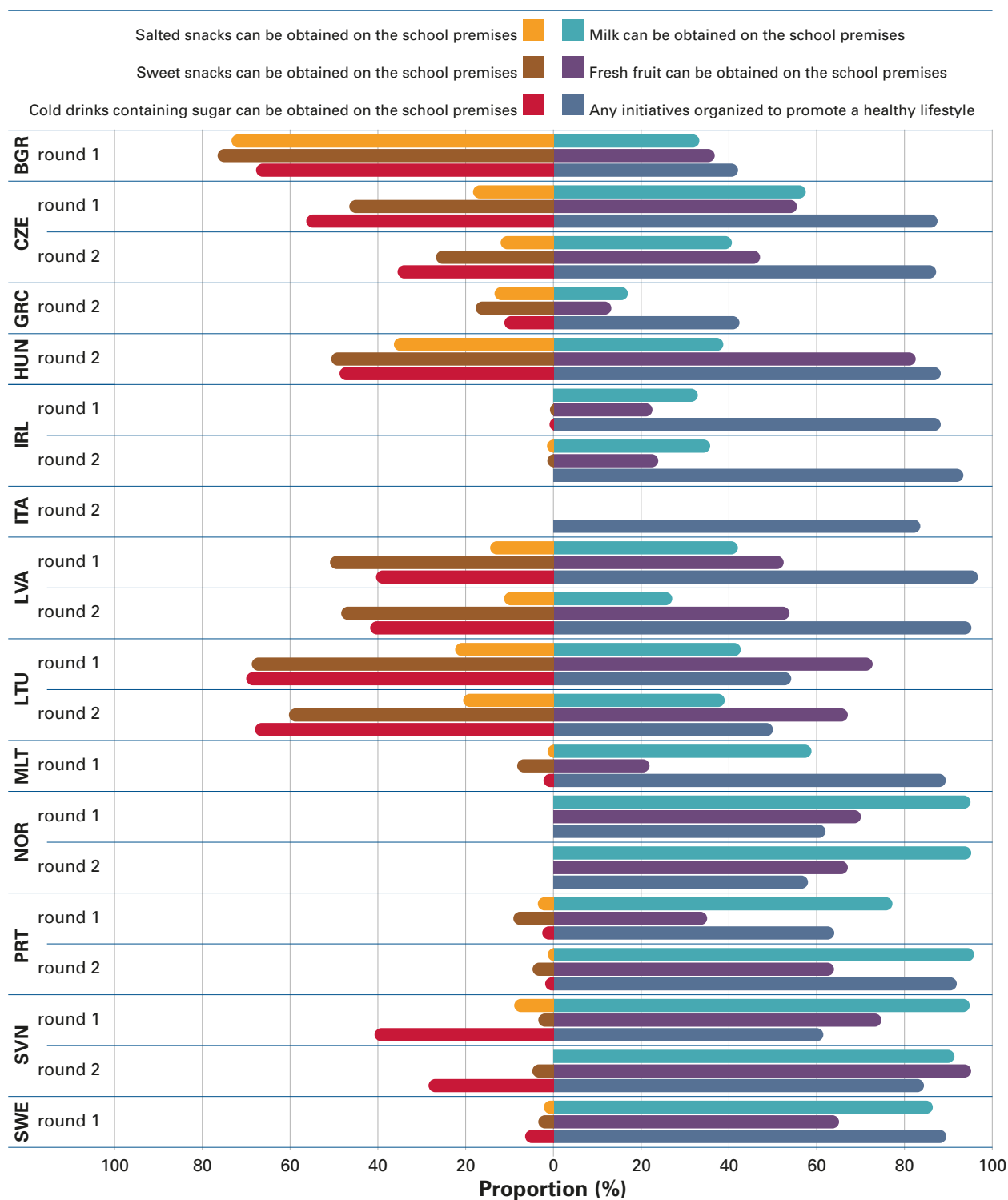


Fig. 6. School nutrition environment characteristics in COSI round 1 (2007/2008) and/or round 2 (2009/2010), by country



BGR, Bulgaria; CZE, Czech Republic; GRC, Greece; HUN, Hungary; IRL, Ireland; ITA, Italy; LTU, Lithuania; LVA, Latvia; MLT, Malta; NOR, Norway; PRT, Portugal; SVN, Slovenia; SWE, Sweden.

Notes. The country codes refer to the International Organization for Standardization (ISO) 3166-1 Alpha-3 country codes. The value for 'cold drinks containing sugar' was 0.0 in Ireland (round 2) and Norway (both rounds). The value for 'sweet snacks' was 0.0 in Norway (both rounds) and the value for 'salted snacks' was 0.0 in Ireland (round 1), Norway (both rounds) and Slovenia (round 2). Italy did not collect data on the kinds of foods and beverages that could be obtained on the school premises.

5. COUNTRY EVALUATIONS

PIs were asked to write up their experiences with the implementation of COSI in round 1 and/or in round 2 in their country using the SWOT analysis method (36). In 2013, the countries provided the Regional Office with a draft of their evaluation of the COSI implementation as input to this document and subsequently revised their SWOT analysis based on feedback provided by the Regional Office.

An analysis of the strengths and weaknesses referred to an internal assessment of the national and/or local organization's ability to implement COSI. Opportunities and threats referred to an assessment of the environment that is external to the national and/or local organization.

In addition, strengths were strong factors internal to the organization that enabled a good implementation of COSI (smooth implementation of all or some elements), whereas weaknesses were weak factors internal to the organization that led to a poorer implementation of COSI (troublesome implementation of all or some elements). Both strengths and weaknesses were within the control of the country team or organization and related, for instance, to internal human resources, internal financial resources, past experiences, activities or processes within the organization.

Moreover, opportunities were factors external to the organization that had a positive impact on or was a positive result of the COSI implementation. Threats were factors external to the organization that had a negative impact on or was a negative result of the COSI implementation. These two factors could not be controlled by the country team or organization and related, for instance, to external financial sources, events, legislation or use of data.

After completion of the SWOT figure, PIs were then asked to elaborate on some or all of the listed internal and external factors by answering questions.

- Are steps needed to maintain the current strengths of the implementation?
- Which steps could be taken to reduce the identified weaknesses in future COSI data collection rounds?
- How could the current implementation of COSI and its impact be strengthened by the identified opportunities? Would any of the identified opportunities be pursued?
- What could be countermeasures against the identified threats?

Belgium

Submitted by: Lien Braeckvelt, Data Analyst, Flemish Ministry of Welfare, Public Health and Family, Brussels, Belgium

The PI's analysis of the implementation of COSI in Belgium is presented in Fig. 7, followed by a short analysis of some of the identified factors.

Fig. 7. SWOT analysis of the COSI implementation in Belgium

| | STRENGTHS | WEAKNESSES |
|--|--|---|
| Country-specific internal assessment of the national and local organization | <ul style="list-style-type: none"> • Complete registration of all school-aged children throughout the school year was performed.^a | <ul style="list-style-type: none"> • None of the COSI questions from the school or family forms could be incorporated into the Belgian questionnaires. • Not all primary school grade levels were questioned; children were only measured a few times during primary school (e.g. 1st, 3rd and 5th grades). |
| | OPPORTUNITIES | THREATS |
| Country-specific external assessment of the environment | <ul style="list-style-type: none"> • The comprehensive database contains other data (for instance, referral to health professionals, vision, pubertal development, etc.) that allows for new national analyses of the Belgian COSI data. • Linking the anthropometric data with socioeconomic data (native language, maternal education, etc.) from the Flemish Ministry of Education and Training may be possible. • Linking the anthropometric data to the data collected by the Flemish Institute for Health Promotion and Disease Prevention (VIGeZ) on healthy nutrition and physical education in schools, which is stored in the VIGeZ database, may be possible in the near future. | <ul style="list-style-type: none"> • In the future, anthropometric data might not be included in the international WHO COSI database because complying with all mandatory questions has not yet been possible. |

^a Registration refers to the age range from 3 to 18 years. The Centres for Pupils Counselling (Centra voor Leerlingenbegeleiding) performed registration, which included the measurement of height, weight, vision, position of the eyes, depth perception, colour vision and pubertal development for boys and girls. Thereafter the Flemish Agency for Care and Health received the data according to Belgian decree.

No additional steps are needed to maintain the current strengths of the implementation because the questionnaires have been administered in a similar way since 1948.

Making changes to the Flanders health registration system to include the school and family form questionnaires is not possible in the short-term. The process to include additional questions in the Flemish questionnaires would be complicated and cumbersome, as approval for collaboration with the Centres for Pupils Counselling and then with the Flemish Ministry of Welfare, Public Health and Family is necessary.

Linking anthropometric data with data from VIGeZ on nutrition and physical education in schools might be possible in the autumn of 2013. This linkage would provide interesting information, and then most of the questions included in the COSI school form could be answered.

Bulgaria

Submitted by: Vesselka Duleva, Head of Department, Food and Nutrition, National Center of Public Health and Analyses, Sofia, Bulgaria

The PI's analysis of the implementation of COSI in Bulgaria is presented in Fig. 8, followed by a short analysis of some of the identified factors.

Fig. 8. SWOT analysis of the COSI implementation in Bulgaria

| | STRENGTHS | WEAKNESSES |
|--|---|--|
| Country-specific internal assessment of the national and local organization | <ul style="list-style-type: none"> Data collection in a school setting as opposed to a student's home, study centre, or other location, which optimized the allocated time and data quality, and reduced financial and personnel Use of passive parental consent form, which increased the response rate and facilitated collection of the consent forms^a Excellent collaboration between the National Center of Public Health and Analyses and the 28 regional health inspectorates^b Well coordinated support from the Ministry of Health and the Ministry of Education, Youth and Science^c | <ul style="list-style-type: none"> Difficult to implement and collect the required data within the timeframe using the study protocol (15) in the first COSI round^d Logistical difficulties in sharing the limited number of stadiometers |
| | OPPORTUNITIES | THREATS |
| Country-specific external assessment of the environment | <ul style="list-style-type: none"> Possible to make new types of analyses^e due to collection of current nationally representative data on schoolchildren Possible to compare national data with international data since implementation of the 2007 WHO growth reference (33) for assessment of anthropometric status Able to monitor trends in anthropometric status of children Possible to use COSI results to improve the national nutrition policy | <ul style="list-style-type: none"> Insufficient financial resources Potential changes to governmental policy and priorities in public health and nutrition, which poses uncertainty for the sustainability of the implementation of COSI Changes in the available human resources^f |

^a Passive consent required parents to fill out, sign and return the consent letter to exclude their children's participation in the study.

^b The National Center of Public Health and Analyses implemented COSI. They organized and coordinated the study, provided methodological support to and trained the data collection personnel from the 28 regional health inspectorates, and collected and entered all the raw data. The Department of Disease Prevention and Health Promotion within the 28 regional health inspectorates organized and implemented the study in their respective region. The personnel involved had previous experience in carrying out national representative studies on the nutritional status of the target population, established effective communication and cooperation with the local community and institutions, accomplished the tasks efficiently and in a timely manner, and collected quality data. The cooperation between these two structures of the healthcare system positively affected the implementation of COSI.

^c The Ministry of Health financially supported the implementation of COSI and assured the involvement of the regional health inspectorates. The Ministry of Education, Youth and Science gave its permission to implement COSI in schools, and provided the cooperation of its regional inspectorates and other necessary personnel in the selected locations.

Fig. 8 contd

- ^d First the ethics committee needed to grant consent. Then the Ministry of Education, Youth and Science granted consent and informed its regional inspectorates. Inspectorates contacted the directors of the schools selected in the study sample and requested that interviewers be allowed to access schools and receive support to implement the study. Teachers helped to arrange meetings, informing parents of the study objectives, and distributed the necessary forms. Once the student information forms were completed, the fieldwork started. Some schools are located in remote villages, which increased the time needed for a Regional Health Inspectorate team to collect data from its region. The latter was especially true for the inspectorates with the highest proportion of schools in the sample. Despite establishing preliminary contacts between the involved institutions, these steps were time consuming.
- ^e COSI overcomes some of the existing constraints associated with the regular collection of nationally representative nutritional data. Current and high-quality data that is beneficial to policy-makers increases the value and support of initiatives like COSI. Previous national nutrition and anthropometric surveys included children but not as a distinct and representative age group, which would allow for the monitoring of trends and dynamics in the period before puberty.
- ^f The number of certified specialists in the field of nutrition and dietetics is limited in Bulgaria. Qualifications vary widely among personnel, requiring additional training hours and efforts. Hiring specialists only for the duration of the project, which would optimize the financial costs and allow for more flexible planning, is not possible. The current reorganization of health care organizations and insufficient financial remuneration further limit the human resources available to implement COSI.

The first COSI round in Bulgaria in 2008 demonstrated that the potential benefits significantly outweighed the implementation difficulties. Successful implementation of future COSI rounds requires careful analysis and measures to maintain the identified opportunities and strengths, as well as taking appropriate steps to reduce and counteract the weaknesses and threats described above.

Good cooperation between the National Center of Public Health and Analyses and the 28 regional health inspectorates has contributed to their success in conducting national and regional studies, including COSI. The methodological support from the National Center of Public Health and Analyses and the established and well-functioning network of the regional health inspectorates provide a unique and efficient organization to collect reliable data. Further steps are needed to maintain the identified strengths: continue the good dialogue between the two institutions, keep training current to maintain high professional standards for the personnel involved in the study, and secure adequate funding.

The experience gained from the first round in 2008 can be used to counteract some of the noted weaknesses. The stadiometers, used for height measurement, can be reused in future rounds. Keeping the same sampling frame will facilitate implementation of future COSI rounds and provide a basis for monitoring trends. The established connections with the involved institutions, as well as practical experiences for organizing the study, can be used to optimize future COSI rounds.

The opportunities identified include the structured use of reliable data to assist policy-making in the field of nutrition at national and international levels (e.g. one of the results from the first round of COSI in Bulgaria was the 2009 adoption of the Ordinance on Healthy Nutrition of Schoolchildren).

The negative effects of the identified threats could be mitigated by seeking cooperation and financial support from parties that might be interested in using the collected data and analyses. New educational degrees in the field of nutrition (e.g. bachelor degree in nutrition) could be established to increase the number of specialists available to conduct future rounds.

Czech Republic

Submitted by: Marie Kunešová, Head of Obesity Management Centre, Institute of Endocrinology, Prague, Czech Republic

The PI's analysis of the implementation of COSI in the Czech Republic is presented in Fig. 9, followed by a short analysis of some of the identified factors.

Fig. 9. SWOT analysis of the COSI implementation in the Czech Republic

| | STRENGTHS | WEAKNESSES |
|--|---|---|
| Country-specific internal assessment of the national and local organization | <ul style="list-style-type: none"> Data were collected in paediatricians' clinics as part of existing preventive check-ups. The COSI protocols (15,16) expanded the type of data collected.^a Parents were available during check-ups to give informed consent and fill out family questionnaires. All 7-year-old children visiting selected paediatricians were included. The COSI implementation enabled data collection (weight, height) on 7-year-olds, which were previously measured but not statistically evaluated. The COSI implementation enabled collection of new data (waist and hip circumference) and obtained data related to nutrition and physical activity of children and their school and family environments. Participating paediatricians showed strong commitment to the project. | <ul style="list-style-type: none"> Parents did not answer some sensitive questions (e.g. income) even though the confidentiality of answers was ensured (e.g. sealable envelopes were provided for completed forms). Collecting data in the allotted timeframe required a minimum number of paediatricians as the time spent on data collection was inversely proportional to the number of paediatricians participating in the study (e.g. fewer paediatricians meant a longer data collection period). Relying on the availability of students from the Faculty of Science, Charles University in Prague to perform database work as part of their masters theses was necessary. |
| | OPPORTUNITIES | THREATS |
| Country-specific external assessment of the environment | <ul style="list-style-type: none"> Add the COSI protocols (15,16) to programmes supported by the European Union through the Ministry of Health using the data to make changes in environments, specifically school environments. Integrate the COSI initiative into regular activities (in 2–3 year intervals) supported by the Ministry of Health coupled with financial support to participating paediatricians. Organize regular meetings with participating paediatricians to inform them of the results of previous rounds. Use data as a basis for programmes and policies on obesity prevention by informing health professionals, stakeholders and the public on the project results in specialized journals, congresses, and popular magazines and newspapers. | <ul style="list-style-type: none"> A lack of financial support for the programme may prevent future participation. |

Fig. 9 contd

**Country-specific
external assessment
of the environment**

- Establish a chief public health officer who follows obesity prevention guidelines according to the WHO European Charter on Counteracting Obesity (5).

^a The Czech Republic has a system of obligatory preventive check-ups performed by paediatricians; one check-up is carried out on 7-year-old children. During the preventive check-up, weight, height and other data are collected, including the optional waist and hip circumferences and the family record form. Additionally, paediatricians contacted schools and completed the school record forms.

To maintain the last indicated strength and to recognize the additional work performed by paediatricians, it would be necessary to integrate the COSI project as a whole into a framework of activities financed by the Czech Ministry of Health.

One weakness could be addressed by ensuring the participation of a minimum number of paediatricians to shorten the time needed to obtain data from the recommended sample size of children. If an insufficient number of paediatricians participate in the study, then the time needed to collect data increases.

Regarding opportunities, the process of expanding the national plan on obesity prevention and treatment in line with the European Union initiative Horizon 2020 (37) will help to continue implementation of future rounds of COSI, and to support local and international evaluations and utilization of the data. Support from the Government through the Ministry of Health combined with European Commission support would help this process.

Related to the identified threat, the obesity prevention and treatment system is professionally guaranteed by the Czech Society for the Study of Obesity. Establishing a national action plan against obesity as part of Health 2020 (38), which can target obesity prevention at population level, would be helpful.

Greece

Submitted by: Maria Hassapidou, Professor of Nutrition and Dietetics, Department of Nutrition and Dietetics, Alexander Technological Educational Institute of Thessaloniki, Thessaloniki, Greece

The PI's analysis of the implementation of COSI in Greece is presented in Fig. 10, followed by a short analysis of some of the identified factors.

Fig. 10. SWOT analysis of the COSI implementation in Greece

| | STRENGTHS | WEAKNESSES |
|--|--|--|
| Country-specific internal assessment of the national and local organization | <ul style="list-style-type: none"> • Co-financing by the Hellenic Medical Association for Obesity and the Alexander Technological Educational Institute of Thessaloniki using its own resources kept the cost of COSI low. A university covered many of the costs (photocopies, postgraduate students who recorded data, etc.). • Members of the local coordination team were experienced scientists, and the whole procedure ran smoothly. • All fieldworkers were very well-trained dieticians who showed strong commitment to and good collaboration with the schools in their region. | <ul style="list-style-type: none"> • Due to the use of active parental consent, only 76% of parents allowed their children to be measured. • The response rate for the family questionnaire was 50%, and parents felt that some questions were asking for sensitive data (e.g. type of house in which they live). • Some schools noted that other programmes were conducted in primary schools at the same time, limiting their willingness to participate in COSI. |
| | OPPORTUNITIES | THREATS |
| Country-specific external assessment of the environment | <ul style="list-style-type: none"> • Have COSI co-funded by the Ministry of Health and Social Solidarity, and establish it as a national monitoring system for childhood obesity. • Use COSI data as a source for the national nutrition policy for childhood obesity. • Use COSI data to accurately compare the prevalence of obesity in Greece with other European countries since all use the same methodology. | <ul style="list-style-type: none"> • Future funding by the Hellenic Medical Association for Obesity is unsure due to the current financial crisis. Funding would be more secure if the Ministry of Health and Social Solidarity becomes financially responsible for COSI. |

In order to establish COSI and its methodology as a national monitoring system in Greece, contacts were made with the Ministry of Health and Social Solidarity with the hope that the fourth COSI round will be adopted by the Government. In the future, COSI can be used in the national nutrition policy to reduce the prevalence of childhood obesity and improve children's health in Greece.

Hungary

Submitted by: Éva Martos, Director General, National Institute for Food and Nutrition Science, Budapest, Hungary

The PI's analysis of the implementation of COSI in Hungary is presented in Fig. 11, accompanied by a short analysis of some of the identified factors.

COSI required a substantial amount of human resources from the National Institute for Food and Nutrition Science. Continuously providing this support is essential to maintain the current strength of the implementation. External financial resources are also important to conduct future

Fig. 11. SWOT analysis of the COSI implementation in Hungary

| | STRENGTHS | WEAKNESSES |
|--|---|--|
| Country-specific internal assessment of the national and local organization | <ul style="list-style-type: none"> • The examiners were school nurses who have decades of experience in performing anthropometric measurements. • COSI examiners were trained using a CD, which was more cost-effective than in-person training and reduced travelling costs. • A recently set-up county coordinator system, staffed with experienced school nurses who were specifically trained for COSI, was used. They were responsible for control and coordination of examiners. Based on the experiences gained, utilizing this system to coordinate data collection was the most efficient way to conduct the study. • Staff from the National Institute for Food and Nutrition Science performed random inspections to validate measurements and procedures against the COSI protocol (16). • All schools used identical anthropometric devices. • Obtaining approval from the Hungarian ethical committee and informed consent from parents went smoothly. | <ul style="list-style-type: none"> • The response rate of schools was low because many schools were already involved in other intervention programmes and surveys. • Integration of COSI into the existing mandatory health check-up system was sometimes difficult. For example, nurses noted the redundancy of the measurements, questioning the necessity of measuring some pupils twice a year, once as part of the mandatory health check-up system and then again for COSI. • The low number of measuring devices – 28 identical scales and stadiometers – caused some logistical difficulties by limiting the study to 28 schools at a time. The other schools/examiners had to wait until devices were available. • No children in the target age group were in many of the pre-selected classes.^a • A flood prevented access to some schools so nurses were unable to collect data. |
| | OPPORTUNITIES | THREATS |
| Country-specific external assessment of the environment | <ul style="list-style-type: none"> • Data from COSI has been and can continue to be effectively utilized in preparation for various regulations^b and health promotion programmes,^c and results can be communicated to decision-makers at national and international levels. • Overweight and obesity prevalence data can be linked with data from voluntary family and school record forms allowing detailed analysis. • Data from the family and school record forms can provide an invaluable basis for childhood obesity interventions. Although surveys on school environment or the nutritional status of children, etc. exist, COSI is the only one that studies these factors together. • COSI provides high-value reference data at national level, which provides an opportunity to communicate to stakeholders and a good basis to track trends in obesity. • The reliable reference data obtained from COSI have facilitated participation in national and international tenders^d and can continue to do so. | <ul style="list-style-type: none"> • Regular financing of the surveillance is not secured. • Although regular monitoring of childhood obesity prevalence together with the nutritional environment is part of the <i>Action Plan of the Hungarian National Nutrition Policy for 2010–2013 (39)</i>, there is no currently approved document. COSI data are not comparable with the existing anthropometric measurements gathered during the regular school health check-ups.^e |

Fig. 11 contd

- Country-specific external assessment of the environment**
- COSI helps to keep childhood obesity high priority on the political agenda.

^a During the study, it became clear that children belonging to the target age group (7.0–7.9 years) were not in second grade classes, but in first grade classes.

^b In August 2011, the Chief Medical Officer issued nutritional recommendations for mass catering in Act CIII of 2011 on the Public Health Product Tax.

^c Programmes include the Hungarian Aqua Promoting Programme in the Young (HAPPY), Start with Breakfast! and Stop Salt!, a national salt reduction programme.

^d Tenders include the INFORM Network (European Commission); Evaluation of Hungarian Fruit School Scheme 2010–2011 (Ministry of Rural Development); and the Start with Breakfast! programme (Ministry of Health).

^e Measuring devices used during the regular school health check-up system are not identical, which the COSI protocol (16) requires. Moreover, the school health check-up system only reports overweight and obesity prevalence data; individual data are not entered into a common database. Their definition of overweight and obesity differs from the one used in COSI (WHO criteria) (33).

COSI rounds as the COSI coordinating institute is not fully funded by the Government. Building a partnership with the actors of the reorganized school system is important to reduce weaknesses in future COSI data collections. Also, better integration of COSI into the existing mandatory health check-up system is essential. The redundancy of measurements could be avoided by selecting the COSI schools in advance and giving them sufficient notice. More measuring devices will be needed to implement COSI in a timely manner.

Children of the target age were hard to identify. Existing legislation allows parents to withhold their children from entering primary school up until the age of eight years and resulted in a very heterogeneous age distribution within classes. In addition, the nationwide school registry system does not contain information on the age and number of children in classes. This problem seems to be solved with a new law that enters into force in the 2013/2014 school year, which sets the age for children to start school uniformly at six years.

Endorsing a nutrition health policy program for 2013–2016 (an updated version of the Action Plan of the Hungarian National Nutrition Policy for 2010–2013 (39)) by the Minister of Human Resources, and securing a dedicated budget could safeguard the regular implementation of COSI.

Ireland

Submitted by: Nazih Eldin, Health Service Executive (HSE) Lead on Obesity and Head of Health Promotion HSE Dublin North East, HSE Dublin North East, Navan, County Meath, Ireland; Mirjam Heinen, Post Doctoral Research Fellow, National Nutrition Surveillance Centre, School of Public Health, Physiotherapy and Population Science, University College Dublin, Dublin, Ireland

The Pls' analysis of the implementation of COSI in Ireland is presented in Fig. 12, followed by a short analysis of some of the identified factors.

Fig. 12. SWOT analysis of the COSI implementation in Ireland

| | STRENGTHS | WEAKNESSES |
|--|---|--|
| Country-specific internal assessment of the national and local organization | <ul style="list-style-type: none"> • A high number of 7-year-old children, as per COSI protocol (15), participated in the first round (>2400). • A cost-effective data collection strategy was implemented through use of trained nutritional graduates.^a | <ul style="list-style-type: none"> • Due to the fact that many schools in Ireland are small, using a proportional-to-size cluster sample would have resulted in an unavoidable undersampling of pupils in small schools. Therefore, the number of small schools in the sample was reduced.^b • New nutritionists were trained for every round, since nutritionists participating in the previous round had found other employment when the subsequent round took place.^c • For cost-effectiveness reasons, in order to also examine 9-year-olds, fewer 7-year-old children were measured in round 2 than in round 1. |
| | OPPORTUNITIES | THREATS |
| Country-specific external assessment of the environment | <ul style="list-style-type: none"> • COSI provides a large longitudinal database of a nationally representative sample schoolchildren aged 7–9 years, with the ability to follow up.^d • Information on lifestyle factors^e are available, which will be used to perform additional analysis by the National Nutrition Surveillance Centre and University College Dublin. • Data can be compared with other national datasets such as Growing Up in Ireland: National Longitudinal Study of Children (40), a University College Cork dental survey (41) and the Lifeways Cross-Generation Cohort Study (42). | <ul style="list-style-type: none"> • Funding has to be secured for each round in the context of serious budget cuts in the Irish health sector.^f |

^a Using trained nutritional graduates is cost-effective in the sense of time needed to train them in performing anthropometric measurements as this is part of their education. Also, they take less time to perform the measurements during the fieldwork and collect more reliable data.

^b The dataset contained a sample of 498 schools, which were ordered by size. This dataset was then divided into 10 groups depending on class size. Next, 11 schools were randomly selected from each of the first 5 groups of smaller sized schools (55 schools) and 25 schools were randomly selected from each of the final 5 groups of larger sized schools (125 schools). Therefore, the expected outcome was a selection of: 55 small schools (11 x 5) with an average of 10 students per class, i.e. 550 pupils and 125 large schools (25 x 5) with an average of 20 students, i.e. 2500 pupils.

^c Although nutritional graduates do not need much training in performing anthropometric measurements, they do need training in the COSI protocols (15, 16). It would be even more cost-effective if the same nutritionists could be used for every round.

^d It was possible to collect longitudinal data as the same schools were approached in round 2 whereby children in first and third class were measured. This approach provided Ireland with longitudinal data on anthropometric measurements with the ability to follow up when a new round is taking place.

^e From round 2 (2010) onwards, data on lifestyle factors, using the family survey format provided by COSI, have been collected together with the anthropometric data.

Fig. 12 contd

^f The HSE provides funding for Ireland's participation in each COSI round. However, the HSE, which is publicly funded, has undergone serious cuts in its budgets over the last few years and securing funding for future rounds may be difficult.

No additional steps are needed to maintain current strengths.

To reduce the identified weaknesses, as many schools as possible are included in each round, with an emphasis on larger schools (which are overrepresented in the Irish sample anyway). Reminder letters are sent and schools are called for their consent. However, the number of schools that can be included also depends on how large the budget is, which has decreased over the years. Also, every attempt is made to retrain the same staff, if possible, to do the data-collection in subsequent rounds.

Regarding opportunities, the National Nutrition Surveillance Centre and University College Dublin will execute all the proposed analyses and follow-up of the longitudinal data.

Regarding threats, every attempt is made to maintain funding for this project.

Italy

Submitted by: Angela Spinelli, Director, Woman, Child and Adolescent Health Unit, National Centre for Epidemiology, Surveillance and Health Promotion, National Institute of Health, Rome, Italy; Daniela Galeone, Director of the II Office, Ministry of Health, Rome, Italy

The Pls' analysis of the implementation of COSI in Italy is presented in Fig. 13, followed by a short analysis of some of the identified factors.

Fig. 13. SWOT analysis of the COSI implementation in Italy

| | STRENGTHS | WEAKNESSES |
|--|---|---|
| Country-specific internal assessment of the national and local organization | <ul style="list-style-type: none"> • COSI was a great financial investment by the Ministry of Health, which considers childhood obesity an important health problem. • Health professionals working in local public services on food safety, nutrition and health prevention, i.e. <i>Servizio Igiene Alimenti Nutrizione</i> (Food Hygiene Nutrition Service) were involved in making COSI a cost-effective data collection. • Collaboration between the health and school sectors at all levels (ministries of health and education, regional workers, local health workers and teachers), which was strengthened by the implementation of <i>OKkio alla SALUTE</i> (Italian COSI) (43), was good. | <ul style="list-style-type: none"> • Secure financial investment was needed by the Ministry of Health and regions in order to buy other instruments (scales and stadiometers) and support some of the activities at national, regional and local levels. • In some cases, insufficient human and logistic resources were reported at local level because of difficulties accessing funds. • A lack of interest by local workers performing data entry was observed. • Available human resources were stretched because COSI overlapped with other data collections (e.g. HBSC) or activities. |

Fig. 13 contd

| | | |
|--|---|--|
| Country-specific internal assessment of the national and local organization | <ul style="list-style-type: none"> • The National Institute of Health had experience in implementing and coordinating surveillance systems; training regional and local workers; and preparing materials to communicate results to different stakeholders (children, parents, teachers, paediatricians and local authorities). • Regional and local coordinators who were responsible for data collection and communication of results showed strong commitment. • Response rates of schools and parents were high. • All procedures were standardized. • A large sample size of data (more than 40 000 children), using representative samples at regional level and a high precision of the estimated prevalence estimates were collected. • Data on risk factors of childhood obesity (nutrition, physical activity, family factors, school environment and activities, etc.) were collected. | |
| Country-specific external assessment of the environment | OPPORTUNITIES | THREATS |
| Country-specific external assessment of the environment | <ul style="list-style-type: none"> • The <i>OKkio alla SALUTE</i> data are considered the official data on childhood prevalence of overweight and obesity in Italy and in all regions, and the data can be used in future analyses. • The results have been used in the last national health plan and all the official documents from the Ministry of Health and the Ministry of Education, University and Research and will continue to be used. • The results could be used as a data source for the development of a nutrition action plan. • The regional and local data are used to communicate the results to different stakeholders (children, parents, teachers, paediatricians, local authorities, etc.) and to start actions to prevent overweight and obesity in children. • The data collected in Italy can be compared with those of other European countries, which used, more or less, the same methodology. • The results have helped start a public discussion on some related topics, such as a tax on sweetened and carbonated drinks, an increase in the number of hours of physical activity in primary school curricula, etc. | <ul style="list-style-type: none"> • Future funding is unsure due to the current spending review, although <i>OKkio alla SALUTE</i> has been included in many regional health plans. • Due to the current financial situation, workers who go on pension may not be replaced. • A possible reorganization of local health authorities (as a consequence of spending review and cuts) could reduce their involvement in prevention and nutrition activities (the specific services could disappear or employees could be given other tasks). |

After the first round of data collection in 2008, *OKkio alla SALUTE* (Italian COSI) (43) became a stable surveillance system on childhood overweight and obesity and associated factors in all Italian regions. The collected data allow the comparison between regions and, at international level, between Italy and other European countries. The data have been used to prepare communication instruments (leaflets, posters, multimedia educational kits and web instruments) and to start prevention activities. It is considered one of the most important and useful surveillance systems in Italy, and health workers and teachers are happy to take part. The results have been used in the last national health plan and in official documents from the Ministry of Health and the Ministry of Education, University and Research.

The cost of the surveillance system is not very high (about €6 at national level and about €8 at local level per child). However, financial support is necessary to help the national coordination and local activities. Italy, as other European countries, has economic difficulties, which may reduce its interest towards prevention.

In order to overcome some of the identified threats, human resources in particular, the National Institute of Health tries to put together the resources involved in all the surveillance systems in order to help them and aid their survival.

Latvia

Submitted by: Iveta Pudule, Senior Public Health Analyst, Centre for Disease Prevention and Control, Riga, Latvia

The PI's analysis of the implementation of COSI in Latvia is presented in Fig. 14, followed by a short analysis of some of the identified factors.

Fig. 14. SWOT analysis of the COSI implementation in Latvia

| | STRENGTHS | WEAKNESSES |
|--|--|---|
| Country-specific internal assessment of the national and local organization | <ul style="list-style-type: none"> • The same team of researchers implemented COSI in both rounds. • Collaboration between the public health system,^a the Ministry of Education and Science and participating schools was strengthened. The Ministry of Education and Science supported COSI data collection in both rounds and wrote a support letter to each selected school. Schools were cooperative during the data collection period. | <ul style="list-style-type: none"> • Use of the same anthropometric measuring equipment throughout the country was a challenge. • School health services could not provide data to COSI. • Twenty sets of anthropometric measuring equipment were purchased, and their transport logistics were a concern for the data collection company. |

Fig. 14 contd

| | OPPORTUNITIES | THREATS |
|--|--|---|
| Country-specific external assessment of the environment | <ul style="list-style-type: none"> • Additional financing from the Ministry of Health would allow data collection from the family record form and supplement data that are already collected. • COSI data can be used as a data source to develop a national health strategy and several other public health programmes. | <ul style="list-style-type: none"> • Despite four reorganizations of the implementing institution during the two COSI rounds, the same survey management team was maintained. Additional reorganizations could jeopardize the sustainability of COSI. • Changes in legislation may require active parental consent for data collection among schoolchildren, which could reduce participation rates among children. |

^a The two national institutions responsible for public health activities in Latvia are the Ministry of Health and the Centre for Disease Prevention and Control (since 2011).

Due to a lack of human resources in the public health system, COSI fieldwork will need to be (and was for previous COSI data collections rounds) outsourced. Legislation requires a new procurement procedure for each round, which complicates fieldwork management in terms of time and fieldwork staff training.

Lithuania

Submitted by: Aušra Petrauskienė, Associate Professor, Department of Preventive Medicine and Institute of Health Research, Lithuanian University of Health Sciences, Kaunas, Lithuania; Janina Petkevičienė, Professor, Department of Preventive Medicine and Institute of Health Research, Lithuanian University of Health Sciences, Kaunas, Lithuania

The Pls' analysis of the implementation of COSI in Lithuania is presented in Fig. 15.

Fig. 15. SWOT analysis of the COSI implementation in Lithuania

| | STRENGTHS | WEAKNESSES |
|--|---|--|
| Country-specific internal assessment of the national and local organization | <ul style="list-style-type: none"> • Collaboration between public health bureaus,^a school public health specialists and the Lithuanian University of Health Sciences was strengthened. • Public health students from the Lithuanian University of Health Sciences participated actively in COSI as part of their practical training and research work. | <ul style="list-style-type: none"> • Insufficient financial and human resources to perform COSI across the country were observed.^b • Insufficient dissemination of information about the COSI project and the results were noted. • A lack of understanding from school directors and parents and their lack of collaboration were noted. • The directors of schools in bigger cities (with several universities) did not participate, as children and parents were already involved in a variety of surveys. |

Fig. 15 contd

| | OPPORTUNITIES | THREATS |
|--|--|---|
| Country-specific external assessment of the environment | <ul style="list-style-type: none"> • Possible co-funding by the Ministry of Health might be used to supplement COSI. • COSI data could be used to contribute to the development of Lithuanian growth standards of 7- and 9-year-old children. • Many bachelor and master theses in public health have been prepared using the data. • Data could be used to develop and evaluate national programmes for prevention and control of overweight and obesity in school-aged children. | <ul style="list-style-type: none"> • Future funding is unsure because COSI is not included as a governmental responsibility. |

^a Public health specialists who work at schools belong to public health bureaus. Due to insufficient funding particularly in round 2, public health bureaus were asked to help conduct the survey in some cities. Public health specialists from bigger cities (with more schools) have more responsibilities and are unable to participate in other surveys, such as COSI, whereas specialists from smaller cities are able to participate in large international surveys.

^b A nationally representative sample was drawn for the first time. The sample was based on all 7-year-olds in all 10 districts, and a sample for each district was calculated proportionally. If university students could not access schools in remote areas, public health specialists from public health bureaus helped measure the children instead.

Malta

Submitted by: Victoria Farrugia Sant'Angelo, Medical Coordinator Primary Child Health, Primary Health Care Department, Floriana, Malta

The PI's analysis of the implementation of COSI in Malta is presented in Fig. 16, accompanied by a short analysis of some of the identified factors.

Malta has taken advantage of its relatively small population size when implementing COSI. The work being carried out by School Health Service staff incorporates the data collection for COSI, and this arrangement could be maintained for future rounds. The data collection methodology could be strengthened further if parents of children in the cohort are involved prior to the data

Fig. 16. SWOT analysis of the COSI implementation in Malta

| | STRENGTHS | WEAKNESSES |
|--|---|---|
| Country-specific internal assessment of the national and local organization | <ul style="list-style-type: none"> • A relatively small general population was used to capture a whole cohort by age group. • Data collection was integrated within the work of the School Health Service.^a • Due to the previous point, few participants declined to participate. • The longitudinal study^b was easy to carry out. | <ul style="list-style-type: none"> • Some parents resisted filling out the family form. • The problem of overweight was identified but not addressed. |

Fig. 16 contd

| | OPPORTUNITIES | THREATS |
|--|---|--|
| Country-specific external assessment of the environment | <ul style="list-style-type: none"> • The prevalence data obtained is a good baseline to plan for strategy on a national basis. • Educational authorities can be made more aware of the problem of overweight children and modify the national curriculum to include more physical activity in the syllabus. | <ul style="list-style-type: none"> • Data input depends on extra funding, which is not always easy to obtain. • A lack of funding threatens the future of COSI, as analysing, not just collecting, the data is necessary. • Some educational authorities consider the data collection in schools as an infringement on their environment. |

^a The School Health Service presently provides a child health monitoring and preventive care service in State and (Catholic) Church primary schools with an emphasis on early detection of developmental, growth, sensory and learning problems, as well as physical disorders. The School Health Service teams, made up of doctors and nurses, also provide the basis of delivery of a comprehensive immunization programme for all schoolchildren in State, (Catholic) Church and independent schools. Health screening programmes are run from the age of 6 weeks at well-baby clinics and are continued at specified ages up to 11 years of age. The School Health Service strives for continuity of care for all schoolchildren and supports a multidisciplinary team approach to child health care.

^b A longitudinal study was carried out on the 2001 birth cohort (first COSI collection round 2008) over four years with three measurements carried out in total. Participants were seen regularly during the school year, which made follow-up easier.

collection, so as to ensure more cooperation from their side when filling in the family record form. Collaboration of the individual school authorities to organize parents' meetings prior to the data collection round would be required.

The main problem that Malta faces with COSI implementation is financing. No budget is allocated to the project. A suggestion is that each country could be provided with an allocation of funds to carry out the data collection and input in a standardized manner.

The greatest difficulty is to obtain financing for data input. COSI data collection is integrated with an existing health check-up system that assesses the growth and development of children that fall within the COSI age range. The family record form was only filled in by 52% of parents, whereas it was possible to obtain measurements from practically all children, except for a few who were absent on the day of measurement.

Norway

Submitted by: Ragnhild Hovengen, Senior Adviser, Norwegian Institute of Public Health, Oslo, Norway

The PI's analysis of the implementation of COSI in Norway is presented in Fig. 17, accompanied by a short analysis of some of the identified factors.

Cooperation with the Ministry of Health and Care Services will be strengthened because data are shared with them, and a white paper with guidelines for health promotion and prevention of overweight and obesity in schools will be prepared based on the results from the Norwegian COSI.

Fig. 17. SWOT analysis of the COSI implementation in Norway

| | STRENGTHS | WEAKNESSES |
|--|---|---|
| Country-specific internal assessment of the national and local organization | <ul style="list-style-type: none"> • The project was rooted in the Ministry of Health and Care Services and the Norwegian Institute of Public Health as a joint project. • The project manager at the Norwegian Institute of Public Health knew the Government and local health officials and school health service well.^a • A COSI Norway web page was set up with all information made available to partners, parents and the public. • All the school nurses within each region were invited to a seminar that included a training session on calibration routines and measurements.^b • Results from each round were published at the Norwegian Institute of Public Health web site and published by the press.^c | <ul style="list-style-type: none"> • Low budget affected the acquisition of anthropometric measuring equipment.^d • Harmonization of the calibration routines for the weight and height measurements was challenging.^e |
| | OPPORTUNITIES | THREATS |
| Country-specific external assessment of the environment | <ul style="list-style-type: none"> • COSI results are broadly used in health promotion plans in health regions and in white papers.^f • The health ethics committee and written parental consent allowed the children's national identification number to be merged with their anthropometric data in registries, which provides research opportunities.^g | <ul style="list-style-type: none"> • A lack of resources in the school health services may undermine school participation.^h |

^a To implement COSI at 127 randomly chosen schools in 10 health regions in Norway, the health authorities in regions and municipalities had to be informed step by step. Having good knowledge of the organization of municipal school health services was advantageous and helped establish good cooperation with each school's health services. Each of the school health services was asked if it had resources to participate and perform the measurements for the COSI project team. This telephone request established a valuable cooperation between the project team at the Norwegian Institute of Public Health and the school health services during the two COSI rounds. Third graders were chosen because all schools in Norway currently measure weight and height among pupils.

^b The training courses and the seminars held before each round were very well received and encouraged schools to participate in the two COSI rounds. It also contributed to a 90% participation rate among third graders in each round, even though parents had to give written consent for their children.

^c When COSI started in 2008, broad public opinion held that some pupils could be insulted by having their height and weight measurements taken at school. Great efforts were taken to present the results from each round and explain how the study was conducted at schools. No negative press or comments from parents about COSI were noted.

^d Calibrated new scales could not be provided for each school; many schools had old equipment.

^e The project team worked out its own calibrating methods for the scales and height instruments, which caused extra work for the nurses.

^f Making results publically available will hopefully strengthen the positive response rate from grant applications sent by the COSI coordinating institute and strengthen its project budget.

^g An opportunity was given to link COSI data files together with child growth data (under the age of five years) from well-being baby clinics to the Norwegian Birth Registry and the Statistics Norway Registry. This data linkage is an important source for research on child health.

^h School participation is voluntary. School health services are under severe pressure to undertake lots of tasks and participate in different projects. Several schools have reported that COSI in general, and calibration routines in particular, represent a workload.

Concerning the calibration procedures worked out for the surveillance, there were no significant differences in calibrated and uncalibrated measurements at national level. Schools will have less work implementing COSI if they do not need to calibrate measuring equipment, which may strengthen their commitment to participate in future rounds. Further strategies are under discussion. Ideally, and if budget permits, schools with older equipment might be able to obtain new measuring scales.

Portugal

Submitted by: Ana Rito, Researcher, National Institute of Health Doutor Ricardo Jorge, Lisbon, Portugal

The PI's analysis of the implementation of COSI in Portugal is presented in Fig. 18, accompanied by a short analysis of some of the identified factors.

Portugal is one of the European countries with the highest prevalence of childhood obesity; therefore a comprehensive and detailed assessment of the magnitude of the problem of obesity through the COSI study has become essential. In order to maintain the identified strengths in the following COSI rounds, the support of the Ministry of Health and the Ministry of Education and Science is essential. To meet the processing time that the Directorate-General of Health and the Directorate-General of Education need to authorize schools to participate in the study, commitment to the COSI study would need to be reinforced at least 12 months prior to each round.

Fig. 18. SWOT analysis of the COSI implementation in Portugal

| | STRENGTHS | WEAKNESSES |
|--|--|---|
| Country-specific internal assessment of the national and local organization | <ul style="list-style-type: none"> • Since COSI Portugal was not integrated into an existing health check-up system, there was a unique opportunity to establish and develop a robust surveillance mechanism at national level. • At regional level, costs were kept to a minimal because of integration into existing resources within the regional health centres. • Regional health centres responsible for data collection in the sampled schools in their respective region showed strong commitment. • COSI implementation strengthened the collaboration between the national health agencies (the Directorate-General of Health and the National Institute of Health Doutor Ricardo Jorge), the regional health centres and the regional education system. | <ul style="list-style-type: none"> • The time needed to obtain authorizations from the Ministry of Education and Science in general, and an inability to acquire official authorization at school level in particular, hindered the COSI implementation at regional and local levels. • The Ministry of Education and Science did not provide updated official information to primary schools in round 2. Each school provided its own information, which was time consuming. • Insufficient human and financial resources at national level in general and for data analysis (statistician) and training in particular, were observed throughout the country. |

Fig. 18 contd

| | | |
|--|---|--|
| Country-specific internal assessment of the national and local organization | <ul style="list-style-type: none"> • Training on standardized anthropometric measurement techniques was offered to 164 examiners (mainly health professionals). Examiners who were trained delivered accurate data and acquired skills that were applicable in their daily professional lives. • Good and comparable data were collected across Portuguese regions and across European countries. | <ul style="list-style-type: none"> • Calibration of the anthropometric measuring equipment throughout the country was not possible. • No financial resources were available to purchase and maintain new equipment. |
| | OPPORTUNITIES | THREATS |
| Country-specific external assessment of the environment | <ul style="list-style-type: none"> • COSI data can be used as a data source to develop the new food and nutrition programme from the Directorate-General of Health (44). • COSI methodology can be used and applied to other monitoring and surveillance mechanisms in Portugal. • Particularly for Portugal, which has one of the highest prevalence of childhood obesity in Europe, COSI could provide broader visibility of the national and European results among scientific (more reports and papers) and general audiences (media) in order to continuously raise awareness about this issue and keep it on the political agenda. | <ul style="list-style-type: none"> • Without a national budget or funding, continuing COSI in Portugal is very uncertain, since it relies only on resources from health centres. • Health professionals, particularly in one of the biggest regions (Lisbon and Tagus Valley region), which contributes one third to one fourth of the national data, are spread throughout the region and therefore training them is difficult. • Childhood obesity might not continue to be high priority if there is no reinforcement (particularly at government level) that childhood obesity is a form of malnutrition, and is more prevalent in low-income families. Keeping childhood obesity at the highest level of the political agenda particularly in Portugal and even in a period of financial constraints is important. |

Since the COSI study is also integrated into the new food and nutrition programme from the Directorate-General of Health, COSI data need to continuously be analyzed, presented and interpreted. This continuous analysis is to remain a top priority, even during periods of financial constraint, since childhood obesity is a form of malnutrition and is more prevalent in low-income families.

Slovenia

Submitted by: Gregor Starc, Researcher, University of Ljubljana, Ljubljana, Slovenia

The PI's analysis of the implementation of COSI in Slovenia is presented in Fig. 19, accompanied by a short analysis of some of the identified factors.

The main prerequisite to implement COSI in Slovenia is to keep the existing SLOfit monitoring system. The funding for COSI is tied to the SLOfit monitoring system, and no alternative funding

Fig. 19. SWOT analysis of the COSI implementation in Slovenia

| | STRENGTHS | WEAKNESSES |
|--|--|--|
| Country-specific internal assessment of the national and local organization | <ul style="list-style-type: none"> • Minimal additional costs because of integration into existing physical and motor development monitoring system^a • Increased motivation of physical education teachers who were responsible for data collection in the sampled schools because of the international recognition of their professional work^b • Strengthened collaboration between the Faculty of Sport at the University of Ljubljana and the Slovenian Institute of Public Health^c | <ul style="list-style-type: none"> • Lower response rate of schools completing the school form^d • Not possible to harmonize the anthropometric measuring equipment throughout the country^e • Insufficient human resources to communicate the COSI results to the general public |
| | OPPORTUNITIES | THREATS |
| Country-specific external assessment of the environment | <ul style="list-style-type: none"> • Able to use the data included in the entire physical and motor development monitoring system by public health experts and perform new analyses^f • Possible co-funding by the Ministry of Health to supplement existing funding by the Ministry of Education, Science and Sport • Able to use data to establish new national plan on nutrition and physical activity | <ul style="list-style-type: none"> • Future funding of the entire monitoring system uncertain because of governmental saving measures • Possible personal data protection issues^g • Possible reluctance by some medical professionals^h |

^a COSI was integrated into a system that assesses the growth and motor development (including measurements of weight and height) of children that fall within the COSI age range. The only additional costs were the administration of the school form and the transformation of data that were processed in the Slovenian SLOfit database (45) to match the prescribed format for the international WHO COSI database.

^b For the last three decades, physical education teachers in Slovenia have been involved in data gathering without being recognized as reliable and competent experts by national medical professionals. To contribute to the work of WHO by gathering precise data was accepted as a sign of international recognition, which positively influenced the attitudes of the Slovenian medical professionals.

^c After participating in COSI, the Faculty of Sport at the University of Ljubljana started working closely with nutritionists from the Slovenian Institute of Public Health and the Faculty is currently developing joint research in the field of physical activity, nutrition, obesity and physical fitness.

^d Some schools were unable to provide data from the school form due to the high workload of physical education teachers and school administrators.

^e COSI protocols state that the same anthropometric measuring equipment should be used throughout the country (15, 16). Each primary school is already equipped with a scale and a stadiometer because children are measured every year, but the measuring tools are not the same throughout the country. Insufficient financial resources prevented the purchase of a new set of measuring equipment for all schools.

^f The SLOfit database was included in the Slovenian Statistical Office's national statistics programme because public health experts would like to link it to other public health databases.

^g Although the data are anonymized, the Information Commissioner's Office is concerned that children's data are transferred to a foreign third-party. The Personal Data Protection Act in Slovenia is very restrictive, and care is taken to ensure compliance with it.

^h Some medical professionals (for example paediatricians) feel threatened and see it as an intrusion into their domain that non-medical professionals are monitoring children's growth.

sources exist. Currently, the Faculty of Sport at the University of Ljubljana is on annual contracts with the Ministry of Education, Science and Sport, and future planning would benefit from longer-term contracts. A guarantee from the Government to provide future funding would allow the SLOfit system to be developed further. All the other weaknesses and threats are minor and do not need to be addressed.

Spain

Submitted by: Napoleón Pérez Farinós, Epidemiologist, Spanish Agency for Consumer Affairs, Food Safety and Nutrition, Madrid, Spain

The PI's analysis of the implementation of COSI in Spain is presented in Fig. 20, accompanied by a short analysis of some of the identified factors.

The continuous reinforcement of institutional collaboration will gradually reduce the identified weaknesses. Progress is already being made.

In a context of global financial crisis, a countermeasure against the first identified threat could be to find alternative ways of funding. If staff from the 17 regional health centres would be allowed to participate in data collection, the costs would be much lower.

Fig. 20. SWOT analysis of the COSI implementation in Spain

| | STRENGTHS | WEAKNESSES |
|--|--|---|
| Country-specific internal assessment of the national and local organization | <ul style="list-style-type: none"> • The Ministry of Health, Social Services and Equity conducted the study with the collaboration of regional governments. Although the political cooperation was sometimes difficult, the technical work between colleagues from different institutions was efficient. • The Spanish Agency for Consumer Affairs, Food Safety and Nutrition (the former Spanish Agency for Food Safety and Nutrition) designed the study according to COSI protocol (16). Regional departments of education were involved and collaborated in contacting schools. A university department led the fieldwork. • COSI provided the first update of measured, not self-reported, childhood obesity data since 2000. • The quality of the data was remarkable, as the study was designed to obtain a nationally representative sample of children. The study took into account the major and minor regional divisions, the size of villages, and the types of school (public/private). The sample size was optimized according to COSI recommendations (16). The fieldwork was carefully planned, with training for and standardization of every step (e.g. anthropometric measurements and questionnaire administration). • A general report was completed and has recently been published (46). | <ul style="list-style-type: none"> • The approval process was complex and required approval first from the regional governments that have authority over health and education policy, and then by the Ministry of Health, Social Services and Equity, which cannot conduct a national study without regional governments' approval. Unique ethical approval was also required. • Data collection was expensive because the entire implementation had to be outsourced to an external company. |

Fig. 20 contd

| | OPPORTUNITIES | THREATS |
|--|--|---|
| Country-specific external assessment of the environment | <ul style="list-style-type: none"> • COSI information can become an important part of the new Spanish Observatory of Nutrition and Study of Obesity. • COSI data could raise more awareness and keep the prevention of childhood obesity on the political agenda, even in times of financial crisis. | <ul style="list-style-type: none"> • Finding new funding for future rounds may be difficult. The financial crisis makes it difficult for the Ministry of Health, Social Services and Equity, who funded round 2, to afford periodical rounds. • Administrative difficulties may prevent participation in future rounds. |

In 2013, the Government created the Observatory of Nutrition and Study of Obesity in response to Law 7/2011 on Food Safety and Nutrition. The Observatory has been launched as a general information system, which includes information and data on healthy food, physical activity and obesity (including COSI data). The Observatory will include existing sources of information, such as national health surveys, and new periodic surveys and indicators. Studies on the prevalence of childhood obesity will be relevant to the Observatory because the only current childhood obesity data that are based on measurements are the COSI data. The Observatory includes a web site to provide easy access to information (47).

Sweden

Submitted by: Agneta Sjöberg, Associate Professor, Department of Food and Nutrition and Sport Science, University of Gothenburg, Gothenburg, Sweden; Agneta Yngve, Professor, School of Hospitality, Culinary Arts and Meal Science, Örebro University, Örebro, Sweden; Associate Professor, Department of Biosciences and Nutrition, Karolinska Institute, Huddinge, Sweden; Lauren Lissner, Professor, Department of Public Health and Community Medicine, University of Gothenburg, Gothenburg, Sweden

The Pls' analysis of the implementation of COSI in Sweden is presented in Fig. 21, accompanied by a short analysis of some of the identified factors.

The most important countermeasure against the identified threats would be that the Ministry of Health and Social Affairs encourages the use of a common protocol, allocates resources and provides adequate training to school health services. Thus, data that are already collected regularly would be collected according to the same protocol, reported regularly to a national office, have a high participation rate of children and involve all schools. Further, one way to participate in future COSI rounds with a nationally representative sample would be to approach more of the regional health authorities throughout Sweden for funding.

Fig. 21. SWOT analysis of the COSI implementation in Sweden

| | STRENGTHS | WEAKNESSES |
|--|---|--|
| Country-specific internal assessment of the national and local organization | <ul style="list-style-type: none"> • Schools considered to be representative with regard to type of community, as well as educational level of inhabitants in the communities, were included. • The participation rate of children in the included schools was high (>85% of children in class lists and of these >80% submitted family questionnaires). • Collaboration took place between Gothenburg University and Karolinska Institute.^a • Anthropometric measurements were performed by trained staff using standardized methods and equipment. | <ul style="list-style-type: none"> • The school response rate at <50% (94 out of 220 schools) in 2008 was low. • Food frequency questions did not work in Sweden (but may still be a marker for potential health promoting habits in Sweden compared to other participating countries).^b |
| | OPPORTUNITIES | THREATS |
| Country-specific external assessment of the environment | <ul style="list-style-type: none"> • School nurses could be included on a voluntary basis in the project. • Awareness of the consequences of the obesity epidemic and the health promoting potentials of schools, as well as the importance of monitoring children's height and weight among decision-makers in schools, as well as among politicians on local, regional and national levels could be raised. • Scientific publications using COSI data have been contributing to doctoral work. | <ul style="list-style-type: none"> • No financial support is provided by the Ministry of Health and Social Affairs. • Funding is dependent on external/regional sources and may dry up. • COSI is not synchronized with the most common physical examinations of students, including practically all fourth-graders, at age 10 years.^c • Ethics committees differ on use of active/passive consent.^d • Difficulties in getting positive responses from parents might pose a threat to representativeness. • An increase in the number of private schools (which currently account for 15% of Swedish schools for grades 1–9) may result in more private schools being sampled. The COSI participation rate of private schools is lower than for public schools, which may result in even lower response rates. |

^a Researchers at the Public Health Epidemiology Unit at Gothenburg University performed COSI data collection in schools in southern and western Sweden, while researchers from the Karolinska Institute covered the eastern and northern parts. Data were merged into one database.

^b In western Sweden, the number of food frequency options has been increased from four to eight, which has resulted in better discrimination of the data.

^c Children are measured regularly as part of the child and school health care system. Measurements of body height and weight are taken in connection with a health interview. However, the data are not aggregated at national level, and the measurement methods and equipment are not standardized.

^d Passive parental consent forms were used in the first COSI data collection. Since 2010, data collection among schoolchildren requires active informed parental consent, which is expected to reduce the children's participation rate.

The former Yugoslav Republic of Macedonia

Submitted by: Igor Spiroski, Senior Researcher, Department of Physiology and Monitoring of Nutrition, Institute for Public Health of the Republic of Macedonia, Skopje, The former Yugoslav Republic of Macedonia

The PI's analysis of the implementation of COSI in the former Yugoslav Republic of Macedonia is presented in Fig. 22, followed by a short analysis of some of the identified factors.

Fig. 22. SWOT analysis of the COSI implementation in the former Yugoslav Republic of Macedonia

| | STRENGTHS | WEAKNESSES |
|--|---|--|
| Country-specific internal assessment of the national and local organization | <ul style="list-style-type: none"> • COSI was integrated into the National Annual Program of Public Health adopted by the Government at minimal additional costs. • Collaboration was intensive between the Institute for Public Health of the Republic of Macedonia as coordinator and the centres of public health, which were responsible for data collection. • The capabilities of public health professionals were enhanced through training and implementation of the procedures outlined by the internationally validated COSI methodology (16). • COSI required raw data to be collected (16). Access to raw data allowed the Institute for Public Health of the Republic of Macedonia to perform in-depth analyses.^a • Implementation of COSI fostered communication between schools and public health authorities. | <ul style="list-style-type: none"> • Human and logistic resources were insufficient to perform fieldwork.^b • Data from some regions were delivered to the national database at a later stage due to the sharing of measurement instruments between regional offices within one Center for Public Health.^c • Human resources (needed for entering data, and sharing and communicating findings) in the Department of Physiology and Monitoring of Nutrition at the Institute for Public Health of the Republic of Macedonia were insufficient. |
| | OPPORTUNITIES | THREATS |
| Country-specific external assessment of the environment | <ul style="list-style-type: none"> • COSI can be established as a national, internationally comparable, monitoring system of schoolchildren aged 6–8 years. • COSI protocol can be implemented in annual data collections in the years when a COSI data collection round is not scheduled. • COSI data could be used to help develop different policies that improve children's health and well-being (e.g. a new nutrition action plan). • COSI data could provide broader visibility about childhood obesity to the scientific community and the general public. | <ul style="list-style-type: none"> • A possible reallocation of the financial resources that are planned for the next COSI implementation from the National Annual Program of Public Health may occur in mid-year. • Health professionals participating in COSI data collection in some regions of the country (primarily medical doctors) are near retirement age and if no appropriate health professionals are employed and educated in the regions, COSI implementation might be at risk. |

^a Before COSI, the Institute for Public Health of the Republic of Macedonia used measured data for children that were already processed and analyzed by the same custom-made nutritional software (which included the 2006 WHO growth standards (48) and the 2007 WHO growth references (33)) available in every Center for Public Health.

Fig. 22 contd

With raw data available, the Institute for Public Health of the Republic of Macedonia can perform different analyses using other variables of interest. Going forward, COSI procedures will be used to measure and collect data on the nutritional status of children outside the COSI age groups, on an annual basis.

^b The COSI round 2 data collection in 2010 was performed in the winter and required the use of vehicles (e.g. jeeps) to reach schools in remote areas.

^c Limited financial resources prevented the purchase of a separate set of measuring instruments for each public health regional office in the country. A delay in completing the national database was of minor importance compared to receiving data gathered with malfunctioning measuring instruments.

COSI is growing as an important and essential public health activity in the former Yugoslav Republic of Macedonia. With little additional costs, COSI is implemented through the National Annual Program of Public Health adopted by the Government. It provides continuous collaboration between the Institute for Public Health of the Republic of Macedonia as coordinator and the centres for public health that are responsible for data collection. The area of public health nutrition is continually improved by a national development process based on better collaboration and exchange of information. In addition, COSI intensifies the communication among health and educational authorities in relation to children's well-being.

Since its first implementation in 2010, COSI became the national nutrition and obesity monitoring system for schoolchildren aged 6–8 years, and its methodology is established as a national standard, even in the years between COSI collection rounds. Nationally obtained data allow for international comparisons of obesity among schoolchildren and could be used as a powerful tool to create child-oriented public health policies.

Beside its great importance and stated benefits, the COSI implementation process identified several weaknesses. The most important is a lack of human resources who are properly educated and trained to implement activities (fieldwork and processes to enter/process/communicate data). The public health system faces challenges in training and employing health professionals, particularly in some regions of the country, who can contribute to future COSI implementations.

The recommendation is to continue COSI in the former Yugoslav Republic of Macedonia and not let its implementation be compromised by the identified threats and weaknesses.

6. REGIONAL EVALUATION

A summary was made of the main points based on the SWOT analyses indicated by the 16 COSI countries. These key points are listed below along with some illustrative examples.

Strengths

Strong commitment of national teams

One of the strengths frequently mentioned refers to the strong commitment of the national COSI teams that were involved in data collection or in the coordination of COSI implementation. For instance, Bulgaria specifically mentioned the excellent collaboration observed between the National Center of Public Health and Analyses, which is the national coordination institution, and the 28 regional health inspectorates involved in data collection. The Czech Republic indicated the strong commitment shown by the paediatricians who collected the data, Italy referred to the excellent collaboration between the health sector and the school sector at all levels (ministries of health and education, regional workers, local health workers and teachers) and Portugal highlighted the strong commitment shown by the regional health centres that were responsible for data collection in the sampled schools in their respective region.

Cost-effective implementation

Another strength mentioned by more than one country was the realization of COSI implementation at minimal additional costs because it had been possible to integrate COSI within an existing monitoring system. For instance, COSI was integrated into the Flanders health registration system in Belgium, into the preventive check-ups by paediatricians in the Czech Republic, into the child health monitoring and preventive care service in primary schools in Malta and into the physical and motor development monitoring system in Slovenia. The cost-effectiveness of data collection could be further increased through the use of well-trained dieticians (Greece), through the use of trained nutritional graduates (Ireland) or public health students (Lithuania), through the use of existing human resources within the regional health centres (Portugal), through the use of physical education teachers (Slovenia) and through the use of school nurses (Hungary, Malta and Norway).

Weaknesses

Difficult to fulfill requirements

Commonly identified weaknesses were the COSI protocol requirements to use identical anthropometric equipment throughout a country (Latvia, Norway, Portugal and Slovenia) and the required calibration of the scales and stadiometers (15,16). The required time frame of 4–10 weeks within which the children should be measured was noted as a challenge (Bulgaria and the Czech Republic). It has not yet been possible for Belgium to implement the mandatory questions from the school form.

Burden on schools

In some schools, other intervention programmes or surveys were conducted at the same time as COSI, limiting the willingness of schools to participate (Greece, Hungary, Lithuania, Slovenia and Sweden).

Reluctance of parents

Three out of eight countries that applied the voluntary family record form noted that parents did not want to answer some sensitive questions even though the confidentiality of answers was ensured, such as on income (Czech Republic) or on the type of house in which the family lives (Greece). Malta observed a general reluctance from parents in completing the family record form.

Insufficient financial and human resources

Insufficient financial and human resources were reported by Lithuania and The former Yugoslav Republic of Macedonia to perform COSI across the country and by Portugal at the national level in general and for data analysis and training in particular. Italy referred in some cases to insufficient human and logistic resources at local level because of difficulties accessing funds, and Slovenia mentioned the availability of insufficient human resources to communicate the COSI results to the general public as one of the weaknesses.

Opportunities**Source of policy and programme development**

Countries reported using COSI data as a source to develop a nutrition action plan or programme (Italy, Portugal, Slovenia and The former Yugoslav Republic of Macedonia), a national health strategy (Latvia and Malta) or a national nutrition policy for childhood obesity (Greece); to improve current national policies (Bulgaria); or to provide a basis for programmes for the prevention and control of overweight in school-aged children (Czech Republic, Hungary and Lithuania) or for health promotion plans in health regions (Norway).

Official national data

COSI helps to keep childhood obesity as a high priority on the political agenda (Hungary, Portugal, Spain and Sweden). The COSI system can be established as a national monitoring system for childhood obesity (Greece, Portugal, Spain and The former Yugoslav Republic of Macedonia). COSI data are considered the official data on childhood prevalence of overweight and obesity in Hungary, Italy and Norway.

Threats**Insufficient financial resources**

All countries except Belgium and Latvia specifically mentioned insufficient financial resources as one of the threats to secure continuous participation in future COSI data collection rounds. In addition, Italy and The former Yugoslav Republic of Macedonia reported that some of the health

professionals participating in COSI data collection are near retirement and will most likely not be replaced due to the current unstable financial situation.

Changes in governmental policy and priorities

Potential changes to governmental policy and priorities in public health and nutrition may pose uncertainty for the sustainability of the COSI implementation in Bulgaria. A possible reorganization of local health authorities could reduce their involvement in prevention and nutrition activities in Italy.

Change in parental consent policy

Latvia and Sweden listed a possible change in legislation or a change in opinion of ethical committees' decisions as possible threats. The change requires active (instead of passive) parental consent for data collection among schoolchildren and could subsequently reduce the parental consent rate.

REFERENCES

1. Cattaneo A et al. Overweight and obesity in infants and pre-school children in the European Union: a review of existing data. *Obesity Reviews*, 2010, 11(5):389–398.
2. Lien N et al. Availability of data assessing the prevalence and trends of overweight and obesity among European adolescents. *Public Health Nutrition*, 2010, 13(10A):1680–1687.
3. Olds T et al. Evidence that the prevalence of childhood overweight is plateauing: data from nine countries. *International Journal of Pediatric Obesity*, 2011, 6(5–6):342–360.
4. *WHO European Ministerial Conference on Counteracting Obesity. Conference Report*. Copenhagen, WHO Regional Office for Europe, 2007 (http://www.euro.who.int/__data/assets/pdf_file/0006/96459/E90143.pdf, accessed 3 July 2014).
5. *European Charter on Counteracting Obesity*. Copenhagen, WHO Regional Office for Europe, 2006 (http://www.euro.who.int/__data/assets/pdf_file/0009/87462/E89567.pdf, accessed 3 July 2014).
6. *Member States Consultation for the Ministerial Conference on Counteracting Obesity 2006*. Copenhagen, WHO Regional Office for Europe, 2006 (http://www.euro.who.int/__data/assets/pdf_file/0008/154376/Final-Summary-Report_MS_Oct-2005-Consultation.pdf, accessed 3 July 2014).
7. *Vienna Declaration on Nutrition and Noncommunicable Diseases in the Context of Health 2020*. Copenhagen, WHO Regional Office for Europe, 2013 (<http://www.euro.who.int/en/media-centre/events/events/2013/07/vienna-conference-on-nutrition-and-noncommunicable-diseases/documentation/vienna-declaration-on-nutrition-and-noncommunicable-diseases-in-the-context-of-health-2020>, accessed 3 July 2014).
8. *Regional Committee for Europe Resolution EUR/RC63/R4 on the Vienna Declaration on Nutrition and Noncommunicable Diseases in the Context of Health 2020*. Copenhagen, WHO Regional Office for Europe, 2013 (http://www.euro.who.int/__data/assets/pdf_file/0009/217728/63rs04e_ViennaDeclaration.pdf, accessed 3 July 2014).
9. Branca F, Nikogosian H, Lobstein T, eds. *The challenge of obesity in the WHO European Region and the strategies for response*. Copenhagen, WHO Regional Office for Europe, 2007 (http://www.euro.who.int/__data/assets/pdf_file/0010/74746/E90711.pdf, accessed 3 July 2014).
10. German RR et al. Updated guidelines for evaluating public health surveillance systems: recommendations from the Guidelines Working Group. *Morbidity and Mortality Weekly Report*, 2001, 50:1–35.
11. Wilkinson JR et al. Surveillance and monitoring. *Obesity Reviews*, 2007, 8(Suppl. 1):23–29.
12. Recommendation No. R(94)11 of the Committee of Ministers to member states on screening as a tool of preventive medicine. Brussels, Council of Europe, 1994.
13. Wilson JMG, Jungner G. *Principles and practices of screening for disease*. Geneva, World Health Organization, 1968 (http://whqlibdoc.who.int/php/WHO_PHP_34.pdf, accessed 3 July 2014).
14. Westwood M et al. Childhood obesity: should primary school children be routinely screened? A systematic review and discussion of the evidence. *Archives of Disease in Childhood*, 2007, 92(5):416–422.

15. Wijnhoven T, Branca F. *WHO European Childhood Obesity Surveillance Initiative. Protocol, version January 2008*. Copenhagen, WHO Regional Office for Europe, 2008.
16. *WHO European Childhood Obesity Surveillance Initiative. Protocol, version August 2010*. Copenhagen, WHO Regional Office for Europe, 2010.
17. Currie C, Samdal O, Boyce W, Smith R, eds. *Health Behaviour in School-Aged Children: a WHO cross-national study. Research protocol for the 2001/2002 survey*. Edinburgh, University of Edinburgh, 2002.
18. World Health Organization, United States Centers for Disease Control and Prevention. *2006 Manual for conducting the global school-based student health survey*. Geneva, World Health Organization, 2006.
19. *WHO STEPs surveillance manual*. Geneva, World Health Organization, 2006 (<http://www.who.int/chp/steps/manual/en/index.html>, accessed 3 July 2014).
20. *Measuring childhood obesity. Guidance to primary care trusts*. London, Department of Health, 2006 (http://dera.ioe.ac.uk/5832/1/dh_4126406.pdf, accessed 3 July 2014).
21. Lehingue Y. The European Childhood Obesity Group (ECOG) project: the European collaborative study on the prevalence of obesity in children. *American Journal of Clinical Nutrition*, 1999, 70:166S–168S.
22. Rolland-Cachera MF et al. Body mass index in 7–9-year-old French children: frequency of obesity, overweight and thinness. *International Journal of Obesity and Related Metabolic Disorders*, 2002, 26(12):1610–1616.
23. Salanavé B et al. Stabilization of overweight prevalence in French children between 2000 and 2007. *International Journal of Pediatric Obesity*, 2009, 4(2):66–72.
24. Wijnhoven TMA et al. WHO European Childhood Obesity Surveillance Initiative 2008: weight, height and body mass index in 6–9-year-old children. *Pediatric Obesity*, 2013, 8(2):79–97.
25. Wijnhoven TMA et al. WHO European Childhood Obesity Surveillance Initiative: body mass index and level of overweight among 6–9-year-old children from school year 2007/2008 to school year 2009/2010. *BMC Public Health*, 2014, 14:806 (<http://www.biomedcentral.com/1471-2458/14/806>, accessed 17 August 2014).
26. de Onis M, Blössner M, Borghi E. Global prevalence and trends of overweight and obesity among preschool children. *American Journal of Clinical Nutrition*, 2010, 92:1257–1264.
27. Kim J et al. Incidence and remission rates of overweight among children aged 5 to 13 years in a district-wide school surveillance system. *American Journal of Public Health*, 2005, 95(9):1588–1594.
28. The DHS Program. Demographic and health surveys [web site]. Rockville (MD), ICF International, 2014 (<http://dhsprogram.com/>, accessed 3 July 2014).
29. Multiple indicator cluster survey [web site]. New York (NY), United Nations Children's Fund, 2012 (http://www.unicef.org/statistics/index_24302.html, accessed 3 July 2014).
30. Rudolf MCJ et al. The TRENDS Project: development of a methodology to reliably monitor the obesity epidemic in childhood. *Archives of Disease in Childhood*, 2006, 91(4):309–311.
31. Council for International Organizations of Medical Sciences, World Health Organization. *International Ethical Guidelines for Biomedical Research Involving Human Subjects*. Geneva, Council for International Organizations of Medical Sciences, 2002 (http://www.cioms.ch/publications/layout_guide2002.pdf, accessed 3 July 2014).

32. *Training course on child growth assessment: B measuring a child's growth*. Geneva, World Health Organization, 2008 (http://www.who.int/childgrowth/training/module_b_measuring_growth.pdf, accessed 3 July 2014).
33. de Onis M et al. Development of a WHO growth reference for school-aged children and adolescents. *Bulletin of the World Health Organization*, 2007, 85:660–667 (http://www.who.int/growthref/growthref_who_bull.pdf, accessed 3 July 2014).
34. Blössner M et al. *WHO AnthroPlus for personal computers manual: software for assessing growth of the world's children and adolescents*. Geneva, World Health Organization, 2009 (http://www.who.int/entity/growthref/tools/who_anthroplus_manual.pdf, accessed 3 July 2014).
35. *Physical status: the use and interpretation of anthropometry. Report of a WHO Expert Committee*. Geneva, World Health Organization, 1995 (WHO Technical Report Series, No. 854; http://whqlibdoc.who.int/trs/WHO_TRS_854.pdf, accessed 3 July 2014).
36. Pickton DW, Wright S. What's SWOT in strategic analysis? *Strategic Change*, 1998, 7(2):101–109.
37. Welcome to Horizon 2020. In: European Commission [website]. Brussels, European Commission, 2014 (http://ec.europa.eu/environment/enlarg/med/horizon_2020_en.htm, accessed 23 July 2014).
38. *Health 2020. A European policy framework and strategy for the 21st century*. Copenhagen, WHO Regional Office for Europe, 2013 (<http://www.euro.who.int/en/health-topics/health-policy/health-2020-the-european-policy-for-health-and-well-being/publications/2013/health-2020-a-european-policy-framework-and-strategy-for-the-21st-century>, accessed 23 July 2014).
39. *Magyarország Nemzeti Táplálkozáspolitikájának 2010–2013. évekre szóló Cselekvési Tervének végrehajtásáról [Action Plan of the Hungarian National Nutrition Policy for 2010–2013]*. Budapest, Ministry of Health, Social and Family Affairs, 2010 (http://www.nefmi.gov.hu/letolt/elektronikus_ugyintezes/mntpcst_terv_101115y.pdf, accessed 3 July 2014).
40. Growing Up in Ireland: National Longitudinal Study of Children [web site]. Dublin, Growing Up in Ireland, Economic and Social Research Institute, 2014 (<http://www.growingup.ie/>, accessed 3 July 2014).
41. Whelton H et al. Prevalence of overweight and obesity on the island of Ireland: results from the north south survey of children's height, weight and body mass index, 2002. *BMC Public Health*, 2007, 7:187.
42. Lifeways Cross-Generation Cohort Study. In: University College Dublin [web site]. Dublin, University College Dublin School of Public Health, Physiotherapy and Population Science, 2014 (<http://www.ucd.ie/phpps/research/clinicalepidemiologygroup/lifeways-cross-generation-cohort-study/>, accessed 3 July 2014).
43. OKkio alla SALUTE [OKkio to Health] [web site]. Rome, National Institute of Health, 2014 (<https://www.okkioallasalute.it/>, accessed 3 July 2014).
44. Programa Nacional para a Promoção de Alimentação saudável [National programme to promote healthy nutrition] [web site]. Lisbon, Directorate-General of Health, 2014 (http://www.plataformacontraaobesidade.dgs.pt/PresentationLayer/homepage_institucional.aspx?menuid=113, accessed 3 July 2014).
45. Starc G, Strel J. Influence of the quality implementation of a physical education curriculum on the physical development and physical fitness of children. *BMC Public Health*, 2012, 12:61.

46. *Estudio ALADINO: Estudio de vigilancia del crecimiento, alimentación, actividad física, desarrollo infantil y obesidad en España, 2011* [ALADINO study: study on growth monitoring, food, physical activity, child development and obesity in Spain, 2011]. Madrid, Ministry of Health, Social Services and Equity, Spanish Agency for Food Safety and Nutrition, 2013 (http://www.observatorio.naos.aesan.msssi.gob.es/docs/docs/documentos/estudio_ALADINO.pdf, accessed 3 July 2014).
47. Observatory of Nutrition and Study of Obesity [web site]. Madrid, Spanish Agency for Food Safety and Nutrition, 2014 (<http://www.observatorio.naos.aesan.msssi.gob.es/en/web/observatorio/observatorio.shtml>, accessed 3 July 2014).
48. WHO Multicentre Growth Reference Study Group. WHO child growth standards based on length/height, weight and age. *Acta Paediatrica. Supplement*, 2006, 450:76–85.

ANNEX 1. COUNTRY CONTRIBUTORS

| Country and role | Name | Institution ^a | Place |
|-----------------------------|--|---|---|
| Belgium^b | | | |
| Principal Investigators | Lien Braeckvelt (round 2), Heidi Cloots (round 2), Machteld Wauters (round 1) | Flemish Agency for Care and Health | Brussels |
| Bulgaria^c | | | |
| Principal Investigator | Stefka Petrova | National Center of Public Health and Analyses | Sofia |
| National Coordinator | Vesselka Duleva | National Center of Public Health and Analyses | Sofia |
| Data Collectors | Krasimira Filatova, Ivanka Shkevova Tsvete Koleva, Galina Kolibarova, Rumyana Todorova, Polina Zheleva Vasil Kozuharov, Neji Todorova Totka Koleva, Krasimira Simova Mariana Choncheva, Ivan Todorov Valentin Kolev, Maria Pancheva Giulka Dzhabirova, Virginia Stoilova Temenuga Angelova, Polinka Sokolarska Asia Filipova, Petia Kirilova Irina Atanasova, Nadia Paliiska Marina Atanasova, Slaveia Garova, Anna Yordanova Tsetan Dimitrov, Irena Penkova Nikolay Argirov, Maria Galibarska, Ani Gaydadzhiiska Violeta Avramova, Emilia Petrova Petko Ekov, Desislava Yovcheva | Regional Health Inspectorate | Blagoevgrad Burgas Dobrich Gabrovo Haskovo Kardjali Kustendil Lovech Montana Pazardjik Pernik Pleven Plovdiv Razgrad Ruse |

^a The name of the institution at the time that the COSI round took place is given.

^b The country participated in both COSI rounds. When a contributor was only involved in one round, the respective round is inserted in parenthesis after the name.

^c The country and contributors only participated in round 1.

Annex 1 cont'd

| Country and role | Name | Institution^a | Place |
|-----------------------------------|---|---|--|
| Data Collectors | Elka Ivanova, Yovko Paspaldzhiev Todorika Nikolova, Violeta Slavova Velichka Karsheva, Silvia Stoyanova Vesa Georgieva, Liliana Karagegova Mariana Chavdarova, Irinka Haralanova, Kalina Ivanova, Svetlana Kiryakova, Valia Radeva Anelia Badzhina, Tsvetelina Georgieva Rositsa Nikolova, Veneta Stoeva Margarita Drumeva, Nina Nikolova, Olga Todorova Mirianka Atanasova, Veselina Bozhilova, Liudmila Poptomova, Julia Vitlianova Mariana Georgieva, Ralitsa Manafova, Svetlana Mominska Liubov Kamenova, Marusia Nakova Maria Dashova, Rositsa Petkova Veselina Boyarkina | Regional Health Inspectorate | Shumen Silistra Sliven Smolian Sofia Sofia Region Stara Zagora Targovishte Varna Veliko Tarnovo |
| Head of Data Clerk Team | Galina Milkova | National Center of Public Health and Analyses (in collaboration with Sova Harris – an agency specialized in conducting surveys) | Sofia |
| Data Clerks | Daniela Bojilova, Zornitsa Duneva | National Center of Public Health and Analyses | Sofia |
| Technical Adviser | Emilia Tontcheva | WHO Country Office, Bulgaria | Sofia |
| Czech Republic^b | | | |
| Principal Investigator | Marie Kunešová | Obesity Management Centre, Institute of Endocrinology | Prague |
| National Coordinators | Radka Braunerova (round 2) Bohuslav Prochazka | Obesity Management Centre, Institute of Endocrinology Paediatric clinic | Prague Kolin |

| Data Collectors | Vera Raisova | Obesity Management Centre, Institute of Endocrinology Paediatric clinic | Prague |
|-----------------|--|--|---------------------|
| | Jaroslava Poláková (round 1) | | Aš |
| | Jana Kepková | | Beroun |
| | Zdena Adamová (round 1), Miroslava Doleželová (round 2), Kateřina Špiříková (round 2), Jarmila Szturzová (round 2) | | Brno |
| | Zdenka Lojdová (round 2) | | Benátky nad Jizerou |
| | Miluše Sábliková (round 2) | | Bystřice pod |
| | Rut Adamová | | Pernštýněm |
| | Lenka Kavanová (round 2) | | Ěáslav |
| | Vladimíra Bílá (round 2) | | Ěelákovice |
| | Jitka Gregušová | | Ěeská Tøebová |
| | Jana Schejbalová (round 2) | | Dolní Loučky |
| | Hana Volšíková | | Domažlice |
| | Sylvia Tomešková (round 2) | | Habartov |
| | Zdeňka Kuhn-Gaberová (round 2) | | Havířov |
| | Jaroslava Urbanová (round 2) | | Hostinné |
| | Markéta Kubešová (round 2) | | Hradec Králové |
| | Miroslava Solaříková | | Hrochův Týnec |
| | Stanislava Fučková | | Hroznová Lhota |
| | Antonín Šauer (round 2) | | Jihlava |
| | Daniela Verdánová | | Jílové u Prahy |
| | Irena Bumbová (round 1) | | Jindřichův Hradec |
| | Jarmila Aronová, Zdena Růžičková | | Kamenné Žebrovice |
| | Karina Grácová (round 2) | | Karlovy Vary |
| | Eva Hájková, Vladimíra Karasová | | Karviná |
| | | | Kladno |

^a The name of the institution at the time that the COSI round took place is given.

^b The country participated in both COSI rounds. When a contributor was only involved in one round, the respective round is inserted in parenthesis after the name.

Annex 1 cont'd

| Country and role | Name | Institution^a | Place |
|-------------------------|--|--------------------------------|--|
| Data Collectors | Jiří Mlěoch (round 2) Ctirad Kozderka Zdeněk Weiss (round 1) Bohuslav Procházka Jana Smejkalová Šárka Ěchová (round 2) Olga Roškotová (round 1), Jiřina Zímová (round 1) Renata Bulvasová (round 2) Milan Poláček (round 2) Marie Bolková Marta Melmuková (round 2) Romana Balatková Vladimír Roučka Ludmila Navrátilová Alena Kyjonková Jiřina Dvořáková (round 1) Jana Babánková, Jaroslava Chaloupková, Věra Dvořáková (round 2), Alena Hanzlová, Jana Hejhalová (round 2), Marta Jedličková (round 2), Naděje Kořenarová, Gabriela Kubátová, Marie Mucková, Renáta Růžková, Vlasta Schütová, Marie Schwartzová, Jelena Strnadová (round 2), Jana Vávrová (round 2) Petra Ěermáková (round 2), Jiřina Štrobachová Zuzana Jirků (round 2) Marie Střejcová Ludmila Fialová Věra Hudečková Eva Hejlová Eva Matoušková (round 1) | Paediatric clinic | Kolín Kralovice Krchleby Kutná Hora Ledeč nad Sázavou Lešná Litoměřice Mariánské Lázně Mikulov Milevsko Mladá Boleslav Most Nová Paka Nový Bydžov Odolná Voda Pardubice Prague Pøíbram Radnice Sedlčany Strakonice Strážnice Šumperk Telč |

| | | | |
|---------------------------|---|--|--|
| Data Collectors | Helena Letáková Parvine Gricová, Dagmar Honová Jana Kulhánková Miroslav Schubert (round 2) Jana Kupková (round 2) Božena Slámová (round 2) Hana Nacházelová | Paediatric clinic | Turnov Uherské Hradiště Ústí nad Labem Vrbno pod Pradědem Vrchlabí Žiár nad Sázavou Zruč nad Sázavou |
| Data Managers | Martin Hill Jana Vignerova | Institute of Endocrinology National Institute of Public Health | Prague |
| Data Clerks | Veronika Markova, Barbora Prochazkova Tereza Guttenbergova (round 2) | Faculty of Science, Charles University Obesity Management Centre, Institute of Endocrinology | Prague |
| Consultant | Jana Parizkova | Obesity Management Centre, Institute of Endocrinology | Prague |
| Technical Adviser | Alena Steflava | WHO Country Office, Czech Republic | Prague |
| Greece^b | | | |
| Principal Investigator | Maria Hassapidou | Alexander Technological Educational Institute of Thessaloniki | Thessaloniki |
| Regional Coordinators | Anet Abrahamian, Ioannis Kaklamanos, Efthimios Kapantais, Themistoklis Tzotzas | Hellenic Medical Association for Obesity | Athens |
| Supervisor | Sofia Mansola | Hellenic Medical Association for Obesity | Athens |
| Data Collectors | Nansi Dimitriou, Athanasia Papalabrou, Tzina Tsihlia Eleni Nikolaou, Eleni Pennia Dimitra Leivaditi Konstantina Stavropoulou Antigoni Georgiou Sotiria Andreou, Kali Danavara, Georgia Dania | Private dietician | Ahaia Aitolokarnanias Argolidas Arkadias Artas Athens |

^a The name of the institution at the time that the COSI round took place is given.

^b The country and contributors only participated in round 2.

Annex 1 contd

| Country and role | Name | Institution^a | Place |
|-------------------------|---|--------------------------------|--------------|
| Data Collectors | Lenia Fragkoskou, Ioannis Kalfas, Kostalena Kallianioti, Sophia Kalliarda, Maria Karvela, Labros Kontogiannis, Emmanouela Leounaki, Evanthia Leounaki, Natassa Margelli, Mirto-Maria Milona, Anastasia Rodarou, Dorina Sialvera, Dimitra Sitzani, Sissi Tsouverlakidou, Korina Voga, Sophia Vroulou, Maria Ziakou | Private dietician | Athens |
| | Christina Adamopoulou, Stamatina Antoniou, Aggeliki Asimakopoulou, Katerina Giannoulaki, Efi Grigoriou, Katerina Karakike, Katerina Pelka | | Attiki |
| | Giouli Fragkiadolaki, Christina Makratzaki, Georgia Petraki, Maria Petraki, Eirini Theodoraki, Giorgos Vasileiou | | Crete |
| | Emmanouil Moraris | | Dodekanisa |
| | Maria Papakosta | | Dramas |
| | Athanasios Makris | | Evias |
| | Neli Milona | | Fliotida |
| | Elena Zoumpou | | Frouras |
| | Anna Migdani | | Halkidikis |
| | Giorgos Politis | | Hios |
| | Panagiota Andiopoulou | | Illias |
| | Dafni Amprikidou | | Imathias |
| | Christina Papazoglou | | Ioanninon |
| | Konnos Petropoulos | | Karditsas |
| | Thomai Kogiopoulou | | Kastorias |
| | Athina Denikarou, Dimitrios Louloudis | | Kavalas |
| | Tina Vlahou | | Kerkiras |
| | Maria Karvounari | | Kilkis |
| | Dimitra Christou | | Korinthias |
| | Panagiota Mpoutsali | | Lakonias |

| | | | |
|-----------------|---|--|---|
| Data Collectors | Anna Garifallopoulou, Giannis Migdanis Eustratia Kouniarelli Christou Pashou Eudoxia Panagiotis Alexopoulos Theodoros Bones Efi Argiri, Despina Marsellou, Marietta Mihail, Maria Pelagidou Anastasia Foudoukidou Athina Roudou Sophia Masoura Sefasti Metaxa Flora Karnava Stilianos Siopis Christina Karpina Eleni Fotiadou, Reveka Moutsoukidou, Konstantina Papa, Konstantina Papadaki, Despina Papanikolaou, Vasilis Tsirosis Giorgos Haralampidis Maria Gravani Violeta Gkanasou Kiriaki Papalexandrinou Lida Giatra | Private dietician | Lariss Lesvou Magnisias Messinis Naxos Peiraia Pellas Pierias Prevezis Rodopis Samou Serrou Thesprotias Thessaloniki Tinos Trikalon Viotias Xanthis Zakinthou |
| Data Manager | Eirini Andreou | Hellenic Medical Association for Obesity | Athens |
| Data Clerks | Efi Daskalou, Eutuxia Kotronia, Alexandra Koulouri, Konstantina Papadimitriou, Elisavet Parlapani, Nikos Rodopaïos, Danaï Rossiou, Ioanna Sakellari | Alexander Technological Educational Institute of Thessaloniki | Thessaloniki |
| Data Analyst | George Vlahavas | Alexander Technological Educational Institute of Thessaloniki | Thessaloniki |

^a The name of the institution at the time that the COSI round took place is given.

Annex 1 contd

| Country and role | Name | Institution^a | Place |
|----------------------------|---|---|---|
| Hungary^b | | | |
| Principal Investigator | Viktória Kovács | National Institute for Food and Nutrition Science | Budapest |
| Supervisor | Éva Martos | National Institute for Food and Nutrition Science | Budapest |
| National Coordinators | Katalin Csósz, Jolán Kubányi Tímea Ráczkevy | Chamber of Hungarian Health Care Professionals National Institute for Food and Nutrition Science | Budapest |
| County Coordinators | Klementina Répásné Fodor Katalin Csósz Éva Hósné Anda Klára Kokas Valéria Tóthné Erdős Ildikó Hőgye Beáta Pátkai Krisztina Póka Viktória Szabellédi Judit Ágfalvi Bernadett Piriczki Henrietta Gőgös Ildikó Sandó Balázsne Vaderna Erika Majorné Molnár Anikó Virágh Tímea Garamváriné Pezenhoffer Béla né Bertók Katalin Tuifelné Véber Andrea Horváthné Balogh | School Nurse Service | Bátonyterenye Budapest Csanádpalota Győr Hajdúböszörmény Kamut Kaposvár Karcsond Kecskemét Kisújszállás Miskolc Pápa Pécs Réde Szabadbattyán Szeged Szombathely Teskánd Vecsés Zomba |
| Data Manager | Márta Bakacs | National Institute for Food and Nutrition Science | Budapest |
| Data Clerks | Katalin Dánffyné Ripper, Mónika Lázin | National Institute for Food and Nutrition Science | Budapest |

| | | | |
|----------------------------|---|--|-------------------------------|
| Administrative Staff | Ildikó Kenyeresné Domokos, Pálné Kiss, Mariann Papp | National Institute for Food and Nutrition Science | Budapest |
| Technical Adviser | Zsafia Pusztai | WHO Country Office, Hungary | Budapest |
| Ireland^c | | | |
| Principal Investigators | Ursula O'Dwyer (round 1) Nazih Eldin (round 2) Cecily Kelleher | Department of Health Health Promotion Department, Health Service Executive Dublin North East National Nutrition Surveillance Centre, School of Public Health, Physiotherapy and Population Science, University College Dublin | Dublin Navan Dublin |
| Project Manager | Patricia Heavey | National Nutrition Surveillance Centre, School of Public Health, Physiotherapy and Population Science, University College Dublin | Dublin |
| Data Collectors | Aimi Baker (round 1), Louise Basquille (round 1), Siobhan Boyle (round 2), Orla Brady (round 1), Melissa Byrne (round 1), Maria Carr (round 1), Lorraine Carrabine (round 2), Mona Connolly (round 1), Grainne Corrigan (round 1), Cathy Cronin, Karen Cronin (round 1), Elaine Cunniffe (round 1), Gillian Dawson (round 2), Sinead Duffy (round 2), Sinead Duignan (round 2), Thais Ferguson (round 1), Michelle Gray (round 1), Sinead Hopkins (round 1). Ingrid Hutchinson (round 1), Heather Jordan (round 1), Soniya Kaluskar (round 1), Clare Kelly (round 2), Jean Kennedy (round 1), Laura Kennedy (round 2), Louise Mahony (round 2), Elaine McCarthy (round 2), Aine McConnon (round 1), Orla McMahon (round 2), Fiona McVeigh (round 1), Amy Mullee (round 2), Sinead O'Brien (round 2) | National Nutrition Surveillance Centre, School of Public Health, Physiotherapy and Population Science, University College Dublin | Dublin |

^a The name of the institution at the time that the COSI round took place is given.

^b The country and contributors only participated in round 2.

^c The country participated in both COSI rounds. When a contributor was only involved in one round, the respective round is inserted in parenthesis after the name.

Annex 1 contd

| Country and role | Name | Institution^a | Place |
|---------------------------------------|---|--|----------------------------|
| Data Collectors | Aine O'Connor (round 1), Katrina O'Hagan (round 1), Mary Clare O'Hara (round 1), Gillian O'Loughlin (round 1), Heidi O'Neill (round 1), Tonya O'Neill (round 2), Sarah Jane O'Sullivan (round 1), Darina Quigley (round 1), Eilis Sutton (round 2), Nicola Taylor (round 1), Claire Toher (round 1), Nuala Tully (round 1), Olive Tully (round 1) | National Nutrition Surveillance Centre, School of Public Health, Physiotherapy and Population Science, University College Dublin | Dublin |
| Data Manager | Deidre O'Mahony (round 1) | National Nutrition Surveillance Centre, School of Public Health, Physiotherapy and Population Science, University College Dublin | Dublin |
| Data Clerks | Adeline Gruel (round 2), Patricia Heavey (round 1), Orla McMahon (round 2), Michelle O'Brien (round 2) | National Nutrition Surveillance Centre, School of Public Health, Physiotherapy and Population Science, University College Dublin | Dublin |
| Statistical Adviser | Leslie Daly | School of Public Health, Physiotherapy and Population Science, University College Dublin | Dublin |
| Research Adviser | Celine Murrin | National Nutrition Surveillance Centre, School of Public Health, Physiotherapy and Population Science, University College Dublin | Dublin |
| Chairperson, Steering Group Committee | Catherine Hayes (round 1) | Departments of Public Health, Health Service Executive | Dublin |
| Steering Group Committee Members | Marita Glacken (round 1) Maria Lordan-Dunphy (round 1) Adrienne Lynam | Departments of Public Health, Health Service Executive Health Promotion Department, Health Service Executive Health Promotion Department, Health Service Executive | Galway Dublin Galway |

| | | | |
|--|---|--|---|
| Steering Group | Jean Kilroe (round 1), Aileen McGloin (round 1) | National Nutrition Surveillance Centre, School of Public Health, Physiotherapy and Population Science, University College Dublin | Dublin |
| Committee Members | Regina Reynolds (round 1) | Public Health Nursing, Health Service Executive | |
| Italy^b | | | |
| Principal Investigators and National Coordinators | Angela Spinelli Daniela Galeone | National Institute of Health Ministry of Health | Rome |
| National Coordinators | Maria Teresa Silani, Silvana Teti Paolo D'Argenio (round 1), Maria Teresa Menzano (round 2) Giovanni Baglio, Nancy Binkin (round 1), Chiara Cattaneo, Gabriele Fontana (round 1), Anna Lamberti, Paola Nardone (round 2), Alberto Perra (round 1) Mauro Bucciarelli, Marta Buoncristiano (round 2) | Ministry of Education, University and Research Ministry of Health National Institute of Health National Institute of Health | Rome |
| National Coordinators, Data Managers and Data Analysts | Mauro Bucciarelli, Marta Buoncristiano (round 2) | National Institute of Health | Rome |
| National Coordinators and Data Clerks | Silvia Andreozzi (round 2), Marina Pediconi (round 2), Sonia Rubimarcia (round 2) | National Institute of Health | Rome |
| Regional Coordinators | Antonio Ciglia, Manuela Di Giacomo Giuseppina Ammirati (round 2), Gabriella Cauzillo, Gerardina Sorrentino Caterina Azzarito (round 2), Giuseppina Fersini (round 1), Marina La Rocca, Giuseppe Perri Giuseppina De Lorenzo (round 1), Gianfranco Mazzarella (round 2), Renato Pizzuti (round 2) | Abruzzo Regional Office Basilicata Regional Office Calabria Regional Office Campania Regional Office | Pescara Potenza Catanzaro Naples |

^a The name of the institution at the time that the COSI round took place is given.

^b The country participated in both COSI rounds. When a contributor was only involved in one round, the respective round is inserted in parenthesis after the name.

Annex 1 contd

| Country and role | Name | Institution^a | Place |
|-------------------------|---|--|--------------|
| Regional Coordinators | Paola Angelini, Emanuela Di Martino, Marina Fridel (round 2) | Emilia Romagna Regional Office | Bologna |
| | Claudia Carletti, Adriano Cattaneo (round 2), Rossana Rincorosi (round 1) | Friuli Venezia Giulia Regional Office | Trieste |
| | Giulia Cairella, Esmeralda Castronuovo | Lazio Regional Office | Rome |
| | Paola Oreste (round 1), Federica Pascali, Sergio Schiaffino (round 2) | Liguria Regional Office | Genoa |
| | Elisabetta Benedetti (round 2), Simona De Introna (round 2), Giordano Giostra, Giuliano Tagliavento (round 1) | Marche Regional Office | Ancona |
| | Concetta Di Nucci (round 2), Teresa Manfredi Selvaggi, Ornella Valentini (round 2) | Molise Regional Office | Campobasso |
| | Marcello Caputo, Paolo Ferrari (round 2) | Piemonte Regional Office | Turin |
| | Savino Anelli, Vincenzo Pomo (round 1), Giovanna Rosa (round 2), Elisabetta Viesti (round 2) | Puglia Regional Office | Bari |
| | Pina Arras (round 1), Grazia Cattina (round 1), Rita Masala (round 2), Serena Meloni (round 2), Maria Letizia Senis (round 2) | Sardegna Regional Office | Cagliari |
| | Achille Cernigliaro, Simonetta Rizzo | Sicilia Regional Office | Palermo |
| | Mariano Giacchi, Giacomo Lazzeri, Valentina Pilato (round 2) | Toscana Regional Office | Florence |
| | Marina Brinchi (round 2), Marco Cristofori, Maria Donata Giaimo | Umbria Regional Office | Perugia |
| | Anna Maria Covarino, Giovanni D'Alessandro (round 1) | Val D'Aosta Regional Office | Aosta |
| | Riccardo Galesso, Mary Elizabeth Tamang (round 1) | Veneto Regional Office | Venice |
| | Antonio Fanolla, Lucio Lucchin, Sabine Weiss | Autonomous Province Bolzano, Regional Office | Bolzano |
| | Silvano Piffer | Autonomous Province Trento, Regional Office | Trento |
| | Anna Rita Silvestri | Local Health Centre (<i>Azienda Sanitaria Locale</i>) of Milan, Lombardia Region | Milan |

| | | | |
|--|---|--|---|
| Technical Committee Members | Margherita Caroli | Local Health Centre (<i>Azienda Sanitaria Locale</i>) of Brindisi | Brindisi |
| | Amalia De Luca | Provincial Health Centre (<i>Azienda Sanitaria Provinciale</i>) Cosenza | Cosenza |
| | Lorenzo Spizzichino | Ministry of Health | Rome |
| | Barbara De Mei (round 2) | National Institute of Health | |
| | Laura Censi, Dina D'Addesa, Amleto D'Amicis (round 1) | National Institute of Research for Food and Nutrition | |
| | Franco Cavallo | University of Turin | Turin |
| Latvia^b | | | |
| Principal Investigators | Iveta Pudule (round 2) | Centre of Health Economics | Riga |
| | Inta Mara Rubana (round 1) | Public Health Agency | |
| National Coordinator | Biruta Velika | Centre of Health Economics (round 2), Public Health Agency (round 1) | Riga |
| Supervisors | Daiga Grinberga, Iveta Pudule (round 1), Nikola Tilgale (round 1) | Centre of Health Economics (round 2), Public Health Agency (round 1) | Riga |
| Data Manager | Marcis Trapencieris | Institute of Sociological Research (round 2), Public Health Agency (round 1) | Riga |
| Technical Adviser | Aiga Rurane | WHO Country Office, Latvia | Riga |
| Lithuania^b | | | |
| Principal Investigator and Data Collector ^c | Aušra Petrauskienė | Institute for Biomedical Research, Kaunas University of Medicine | Kaunas (city) Kaunas District, Siauliai District, Telsiai District |
| Supervisor | Janina Petkevičienė | Institute for Biomedical Research, Kaunas University of Medicine | Kaunas (city) |

^a The name of the institution at the time that the COSI round took place is given.

^b The country participated in both COSI rounds. When a contributor was only involved in one round, the respective round is inserted in parenthesis after the name.

^c The column 'place' indicates the area where the Lithuanian data collectors collected data.

Annex 1 contd

| Country and role | Name | Institution^a | Place |
|--------------------------------|---|--------------------------------------|---|
| Data Collectors ^b | Justina Ajauskaitė (round 2) | Biržai Region Public Health Bureau | Biržai |
| | Lina Martinaitytė (round 2) | Joniskis Public Health Bureau | Joniskis |
| | Vidita Ražaniene (round 2) | Kašiadorys Public Health Bureau | Kašiadorys Region |
| | Paulius Gradeckas (round 2) | Kaunas University of Medicine | Kašiadorys (city) |
| | Edita Albaviciute | | Kaunas (city), Kaunas District, Alytus District |
| | Jovita Stoskute (round 1), Simona Tamuleviciene (round 2) | | Kaunas District |
| | Sarune Vainauskaite (round 1) | | Klaipėda District |
| | Reda Alesiuė (round 1), Mantas Cesna (round 1), Birute Stalioraitiene (round 2) | | Marijampole District |
| | Sandra Buzeviciute (round 1) | | Panevezys District |
| | Vaida Malinauskaite (round 1) | | Siauliai District |
| | Rima Kairyte (round 1), Toma Mateviciute (round 2) | | Taurage District |
| | Rasa Matuzaitė (round 1) | | Telsiai District |
| | Inga Marinciute (round 2) | | Utena District |
| | Olita Rusickaite (round 2) | | Vilnius (city) |
| | Ivita Pinkule (round 1), Evelina Raišaitė | | Vilnius (city and district) |
| | Vaida Svetuleviciute (round 2) | | Vilnius District |
| | Edita Zakarauskaite (round 2) | Kelme Public Health Bureau | Kelme |
| | Neringa Tarvydiene (round 2) | Klaipėda Region Public Health Bureau | Klaipėda Region |
| | Laima Mieziene (round 2) | Pakruojis Public Health Bureau | Pakruojis |
| | Jordana Javtokaite (round 2) | Panevezys Public Health Bureau | Panevezys (city) |
| Andrius Busila (round 2) | | Panevezys Region | |
| Renata Nevulyte (round 2) | Pasvalys Region Public Health Bureau | Pasvalys | |
| Ausra Ciudariene (round 2) | Radviškis Public Health Bureau | Radviškis | |
| Tadas Stakėnas (round 2) | Rokiskis Public Health Bureau | Rokiskis | |
| Jovita Atkočiaitiene (round 2) | Siauliai Public Health Bureau | Siauliai | |

| | | | |
|---|---|---|--|
| Data Collectors ^b | Loreta Petkuviene (round 2) Daiva Vinogradova (round 2) Alma Gaidiene (round 2) Irma Lukminiene (round 2) Roma Bartkeviciute (round 1) | Silale Public Health Bureau Svencionys Public Health Bureau Utena Public Health Bureau Varena Public Health Bureau Vilnius National Centre of Nutrition | Silale Svencionys Utena Varena Vilnius (city and district) |
| Data Managers | Rima Kregzdyte, Edita Sakyte, Apolinaras Zaborskis | Kaunas University of Medicine | Kaunas (city) |
| Technical Adviser | Robertas Petkevicius | WHO Country Office, Lithuania | Vilnius (city) |
| Malta^c | | | |
| Principal Investigator and National Coordinator | Victoria Farrugia Sant'Angelo | Primary Health Care Department | Floriana |
| Administrative Assistant | Antoinette Farrugia | Primary Health Care Department | Floriana |
| Data Collectors | Dominic Agius, Josephine Agius, Christine Baluci, Pauline Bonnici, Joyce Borg, Carmen Brancaleone, Josephine Farrugia, Astrid Fearne, Josephine Gambin, Rita Hili (round 2), Catherine Micallef, Dorothy Mifsud, Antonella Sammut, Marvic Sammut (round 1), Christopher Scerri, Elizabeth Zammit Lupi | School Health Service | Throughout the country |
| Data Clerks | Stephanie Brincat Kent (round 1), Roberta Falzon (round 2), Sandra Mizzi | Primary Health Care Department | Floriana |

Norway^c

| | | | |
|---|--|---|------------------------|
| Principal Investigator and National Coordinator | Ragnhild Hovengen | Department of Health Statistics, Norwegian Institute of Public Health | Oslo |
| Data Collectors | Hilde Aandal, Grace Aarøen, Eva Andreassen, Hilde Armo, Anne Katrine Bachmann, Eli Kristin Bakkejord | School Health Service | Throughout the country |

^a The name of the institution at the time that the COSI round took place is given.

^b The column 'place' indicates the area where the Lithuanian data collectors collected data.

^c The country participated in both COSI rounds. When a contributor was only involved in one round, the respective round is inserted in parenthesis after the name.

Annex 1 contd

| Country and role | Name | Institution^a | Place |
|-------------------------|---|--------------------------------|------------------------|
| Data Collectors | Johanne Silseth Bakken, Britt Birkeland, Hilde Bjerkreim, Liv Aartun Børnick, Marthe Brommeland, Berit Brusdal Havre, Margaret Bull-Tornøe, Ellen G Buseth, Inger Dahl, Marita Monsås Dahle, Anne Britt Dale, Gunnveig Eidem Dvergsnes, Synnøve Eidsaa (round 2), Gøril Eik, Liv-Åse Eikseth, Elin Rita Enæs, Magnhild Engebretsen, Veronica Eriksen, Vivi Eriksson, Anne Liv Evjen, Kari Marte Føinum, Nora Fossåskaret, Lisa Friberg (round 2), Bodil Glendrange, Marit Aarsland Grødem, Hilde Ø Haagensen, Undis Haagensen, Karen Haagensen Haga, Margrethe Haldorsen, Hanne Hammond-Moe, Marit Handeland, Sonja Haslerud, Marianne Elton Hauge (round 2), Annamaria Havros, Linn-Heidi Helgesen, Liv Karin Helland, Linda Henriksen, Tordis Gabrielsen Hoel, Marit Kleven Holmeide, Inger Elisabeth Holmelin, Anette Moxness Horn, Sølvi Qvale Hovland, Sigrun Idsal, Ann-Eva Isaksen, Unni Jacobsen, Anita Johansen, Kristin Kinserdal, Kari Kjellnø, Nina Kleiven, Rigmor Knutsen, Anne Korsvold (round 1), Kjersti Marie Kristiansen, Kjellaug Kvammen, Tuija Helena Lauri, Kjellaug Lemstad Lea, Gunnlaug Lekve, Eva Lindø, Gunhild Båtnes Lislevand, Sølvi Ljones, Torill Lohne, Eva Måøy, Sandra Tveite Medic, Bente Lervold Melås (round 2), Ann Catrin Melstveit, Anita Mørk, Ragnhild Næss, Berit Nilsen, Bergliot Nordmo (round 1), Cecilie Nordvik, Mariann Nordvik, May-Eva Norland, Aid Bente Normann (round 2), Astrid Nummedal | School Health Service | Throughout the country |

| Data Collectors | School Health Service | Throughout the country |
|--|---|------------------------|
| <p>Anne Marit Orseth, Siri Orvall, Anne Karine Østerud, Guri Østhassel, Margit Holm Pedersen, Lisbeth Reindal (round 1), Anne Mette Røilid Vollan, Gro Sjøblom Roppestad, Vibeke Rosland, Marit Røstad, Verna Bertheussen Rothenpieler (round 1), Inger Runnestø, Maria Sand, Tone Sandaaker, Svanhild Lien Sandnes (round 1), May Hilde Sataslåtten, Magnhild Siqveland, Sylvi Sjøholt, Inger Skaar, Ingvild Lye Skretting, Kari Soleim, Wenche Solhaug, Gunn Heidi Steine, May-Brit Stensnes, Ann Helen Stensletten, Bjørg A. Stokland, Else Live Thue Stokstad, Oddrun Frantsen Strand, Hilde Strøm, Marita Strømnes (round 1), Hanne Gro Støldal, Hilde Sundsby, Solveig Terøy, Magnhild Thomsen, Kamilla Torrissen, Ingvill Mork Trondal, Norunn Tveikra, Inga Ulvevadet, Arna Undheim, Mona Valdersnes (round 1), Elin Vasseng, Cathrine Vasstrand, Heidi Engdal Vean, Sølvi Vindenes, Bodil Walle, Elin Metveit Wallin, Åse B Welde, Birgit Wold, Mari Woldseth</p> | <p>Norwegian Institute of Public Health</p> | <p>Oslo</p> |
| Data Manager and Data Analyst | Jørgen Meisfjord | Oslo |
| Data Manager and Data Clerk | Arve Sjølingstad | Oslo |
| Data Analyst | Bjørn Heine Strand | Oslo |
| Data Clerk | Anna Biehl | Oslo |
| Technical Adviser | Eise-Karin Groholt | Oslo |
| | Department of Health Statistics, Norwegian Institute of Public Health | Oslo |

^a The name of the institution at the time that the COSI round took place is given.

Annex 1 cont'd

| Country and role | Name | Institution^a | Place |
|---------------------------------|--|--|-------------------|
| Portugal^b | | | |
| Principal Investigator | Ana Rito | National Institute of Health Doutor Ricardo Jorge | Lisbon |
| National Coordinators | João Breda (round 1), Pedro Graça (round 2) | Directorate-General of Health | Lisbon |
| Regional Coordinators | Rita Brotas Carvalho, Delia Sousa | Regional Directorate of Health – Açores | Angra do Heroísmo |
| | Maria Rosa Espanca | Regional Directorate of Health – Alentejo | Évora |
| | Teresa Sofia Sancho | Regional Directorate of Health – Algarve | Faro |
| | Zélia Cerqueira | Regional Directorate of Health – Centre | Coimbra |
| | Elsa Feliciano | Regional Directorate of Health – Lisbon and Tagus Valley | Lisbon |
| | Carmo Faria | Regional Directorate of Health – Madeira | Funchal |
| | Débora Claudio (round 1), Teresa Rodrigues (round 2) | Regional Directorate of Health – North | Porto |
| Regional Supervisors | Silvia Cunha, Hugo Lopes (round 2) | Regional Directorate of Health – North | Porto |
| Data Managers and Data Analysts | Maria Ana Carvalho, Carlos Ramos | University Atlântica, Research and Development Centre for Health and Nutrition | Oeiras |
| Data Analyst | Eleonora Paixão | National Institute of Health Doutor Ricardo Jorge | Lisbon |
| National Education Data Manager | Rui Lima | Directorate-General of Education | Lisbon |
| Regional Data Reviewer | Claudia Borralho (round 2) | Baixo Alentejo Local Health Unit | Beja |
| Slovenia^b | | | |
| Principal Investigator | Gregor Starc | Faculty of Sport, University of Ljubljana | Ljubljana |
| National Coordinator | Janko Strel | Faculty of Sport, University of Ljubljana | Ljubljana |
| Data Analysts | Gregor Jurak, Marjeta Kovač | Faculty of Sport, University of Ljubljana | Ljubljana |
| Technical Adviser | Marijan Ivanusa | WHO Country Office, Slovenia | Ljubljana |

| | | | |
|---|---|--|-------------------------|
| Spain^c | | | |
| Principal Investigator | Napoleón Pérez Farinós | Spanish Agency for Food Safety and Nutrition | Madrid |
| Co-investigators | Rosa M ^a Ortega Anta, Ana M ^a López Sobaler Teresa Robledo de Dios, Estefanía Labrado Mendo, M ^a Ángeles Dal Re Saavedra, Carmen Villar Villalba | Faculty of Pharmacy, Complutense University of Madrid Spanish Agency for Food Safety and Nutrition | Madrid Madrid |
| Sweden^d | | | |
| Principal Investigator and Data Collector | Agneta Sjöberg | Department of Food and Nutrition, and Sport Science, University of Gothenburg | Gothenburg |
| Principal Investigator | Agneta Yngve | Department of Biosciences and Nutrition, Karolinska Institute | Stockholm |
| Co-investigator | Lauren Lissner | Department of Public Health and Community Medicine, Sahlgrenska Academy, University of Gothenburg | Gothenburg |
| Data Collectors and Data Clerks | Emil Häger, Lotta Moraeus, Annika Olsson | Department of Public Health and Community Medicine, Sahlgrenska Academy, University of Gothenburg | Gothenburg |
| Data Collectors | Camilla Bredberg, Elisabeth Gramatkovski, Brita Palsenius Harneet Ahluwalia, Karolina Biel, Mimi Danielsson, Linda Jonsson, Nina Julius, Marie-Christine Kauffmann, Josefine Lindqvist, Petter Norwalder, Josefin Nylund, Moe Nyo Thet, Annalena Petersen, Doris Rittenschober, Anna Stadig, Annika Tängmark | Department of Public Health and Community Medicine, Sahlgrenska Academy, University of Gothenburg Department of Biosciences and Nutrition, Karolinska Institute | Gothenburg Stockholm |

^a The name of the institution at the time that the COSI round took place is given.

^b The country participated in both COSI rounds. When a contributor was only involved in one round, the respective round is inserted in parenthesis after the name.

^c The country and contributors only participated in round 2.

^d The country and contributors only participated in round 1.

Annex 1 cont'd

| Country and role | Name | Institution^a | Place |
|--|--|--|--|
| Data Clerks | Usama Al-Ansari, Eric Poortvliet Niklas Nordlander | Department of Biosciences and Nutrition, Karolinska Institute Department of Public Health and Community Medicine, Sahlgrenska Academy, University of Gothenburg | Stockholm Gothenburg |
| The former Yugoslav Republic of Macedonia^b | | | |
| Principal Investigator | Igor Spiroski | Institute for Public Health of the Republic of Macedonia | Skopje |
| National Coordinator | Vladimir Kendrovski | Institute for Public Health of the Republic of Macedonia | Skopje |
| Data Collectors | Emilija Bogoevska, Fani Jakamozić, Sonja Spirovska Nadica Acovska, Olga Pendevska Svetlana Pesevska Mira Mitreska, Lidija Simonoska Zora Filiposka Mirjana Srbinovska Marijan Josifovski Nake Tufekciev Ivanka Naumceska, the late Azize Veliu Nikolina Krsteva, Marija Penova, Snezana Petrova, Trajce Rizov, Ivanka Todorova | Center for Public Health | Bitola Kocani Kumanovo Ohrid Prilep Skopje Stip Strumica Tetovo Veles |
| Data Manager | Zlatanka Dimitrovska | Institute for Public Health of the Republic of Macedonia | Skopje |
| Technical Adviser | Marija Kisman | WHO Country Office, the former Yugoslav Republic of Macedonia | Skopje |

^a The name of the institution at the time that the COSI round took place is given.

^b The country and contributors only participated in round 2.

ANNEX 2. NATIONAL COSI PUBLICATIONS

Bulgaria

Journal article

Petrova S, Duleva V. Nutritional status of Bulgarian 1-st grade schoolchildren – WHO childhood obesity surveillance initiative in Bulgaria. *Annals of Nutrition & Metabolism*, 2011, 58(Suppl. 3):286–287.

Czech Republic

National reports or books

Kunešová M. Vyšetření v obezitologii [Examination in obesity]. In: Hainer V et al. *Základy klinické obezitologie - 2., přepracované a doplněné vydání [Essentials of clinical obesity, 2nd ed.]*. Prague, Grada Publishing, 2011:163–180.

Kunešová M. *Monitorování dětské obezity [Monitoring childhood obesity]*. Final report on the project supported by the Internal Grant Agency of the Ministry of Health, NS 9832-4/2008. Prague, Institute of Endocrinology, 2012.

Kunešová M, Müllerová D, Hainer V. Epidemiologie a zdravotní rizika obezity [Epidemiology and health risks of obesity]. In: Hainer V et al. *Základy klinické obezitologie - 2., přepracované a doplněné vydání [Essentials of clinical obesity, 2nd ed.]*. Prague, Grada Publishing, 2011:15–34.

Journal articles

Braunerová R et al. Současný stav stravování a pohybové aktivity ve vztahu k obezitě u sedmiletých dětí. Studie WHO [Relation between dietary and physical activity patterns and obesity in seven-year-old children – current situation. WHO study]. *Časopis lékařů českých [Journal of Czech Physicians]*, 2010, 149(11):533–536.

Kunešová M et al. Long-term changes in prevalence of overweight and obesity in Czech 7-year-old children: evaluation of different cut-off criteria of childhood obesity. *Obesity Reviews*, 2011, 12(7):483–491.

Dissertation or thesis

Guttenbergerová T. *Sledování antropometrických charakteristik u 7-letých dětí v závislosti na faktorech zevního prostředí (rodina, škola). Projekt WHO: Monitorování dětské obezity [Monitoring of anthropometric characteristics in 7-year children. Relation to family and school environment. WHO project: monitoring of childhood obesity]* [thesis]. Prague, Charles University, Faculty of Science, 2012.

Greece

National report or book

Hassapidou M. *Η παιδική παχυσαρκία στην Ελλάδα: αποτελέσματα του προγράμματος COSI, 2010 [Childhood obesity in Greece: project results COSI, 2010]*. Thessaloniki, Alexander Technological Educational Institute of Thessaloniki, 2012.

Hungary

National report or book

Martos É. A fizikai aktivitás szerepe az elhízás megelőzésében gyermek- és felnőttkorban [The role of

physical activity in prevention of obesity in childhood and in adulthood]. In: Szóts G, ed. *A fittség mértéke mint a megbetegedések rizikóját befolyásoló tényező [Fitness as preventive factor in different diseases]*. Budapest, Akadémiai Kiadó, 2012:96–110.

Journal article

Martos É et al. Táplálkozási prioritások népegészségügyi jelentősége [Nutritional priorities of public health]. *Népegészségügy [Public Health]*, 2013, 91(2):101–111.

Ireland

National report or book

Heavey P et al. *Childhood Obesity Surveillance Initiative in Ireland. Main report*. Dublin, Health Service Executive, Department of Health and Children, 2009.

Journal articles

Heavey P. Waist circumference combined with BMI; a better predictor of childhood obesity? ROI data for 6609 children from the WHO surveillance initiative. *European Heart Journal*, 2012, 33(Suppl. 1):295–296.

Heavey PM et al. Parents' attitudes and acceptability of anthropometric measurement of Irish school children. *Proceedings of the Nutrition Society*, 2013, 72 (OCE3):E144.

Heinen MM et al. Prevalence of overweight children aged 7 years: Results of the World Health Organization Childhood Growth Surveillance Initiative in the Republic of Ireland. *Proceedings of the Nutrition Society*, 2013, 72 (OCE3):E142.

Dissertations or theses

Hardie M. *Early Childhood influences and obesity: Results from WHO database on 7- and 9-year-old school going children* [unpublished thesis]. Dublin, University College Dublin, 2012.

Jikeme O. *Early Childhood influences and obesity: Results from WHO database on 7- and 9-year-old school going children* [unpublished thesis]. Dublin, University College Dublin, 2012.

O'Flynn A. *Early Childhood influences and obesity: Results from WHO database on 7- and 9-year-old school going children* [unpublished thesis]. Dublin, University College Dublin, 2012.

Italy

National reports or books

Cairella G et al. L'epidemiologia dell'obesità e del sovrappeso nel bambino e nell'adolescente [Epidemiology of obesity and overweight in children and adolescents]. In: Gentile MG, ed. *Nutrizione e salute dall'infanzia alla quarta età [Nutrition and health from infancy to old age]*. Fidenza, Mattioli 1885, 2010:11–24.

Spinelli A et al. *OKkio alla SALUTE: promozione della salute e della crescita sana nei bambini della scuola primaria [OKkio alla SALUTE: health promotion and healthy growth in primary-school children]*. In: Ricciardi W, Murianni L, eds. *Rapporto Osservasalute 2008 [Health Watch Report 2008]*. Milan, Prex, 2008:80–82.

Spinelli A et al. Sovrappeso e obesità nei bambini [Overweight and obesity in children]. In: Ricciardi W, Murianni L, eds. *Rapporto Osservasalute 2009 [Health Watch Report 2009]*. Milan, Prex, 2009:74–76.

Spinelli A et al. Sovrappeso ed obesità nei bambini [Overweight and obesity in children]. In: Ricciardi W, Murianni L, eds. *Rapporto Osservasalute 2010 [Health Watch Report 2010]*. Milan, Prex, 2010:85–87.

Spinelli A et al. Obesità infantile: un problema nazionale [Childhood obesity: a national problem]. In: Mele A, Marzolini A, Caserta C, eds. *Approccio interdisciplinare al fenomeno dell'obesità: un disagio dell'Occidente*.

Rapporti ISTISAN 11/42 [Interdisciplinary approach to the obesity: a western world malaise. National Institute of Health Report 11/42]. Rome, National Institute of Health, 2011:23–35 (<http://www.iss.it/binary/publ/cont/undici42web.pdf>, accessed 3 July 2014).

Spinelli A et al. Sistema di sorveglianza OKkio alla SALUTE: risultati 2010. Rapporti ISTISAN 12/14 [The Surveillance system OKkio alla SALUTE: results 2010. National Institute of Health Report 12/14]. Rome, National Institute of Health, 2012 (<http://www.iss.it/binary/publ/cont/dodici14web.pdf>, accessed 3 July 2014).

Spinelli A et al, eds. OKkio alla SALUTE: sistema di sorveglianza su alimentazione e attività fisica nei bambini della scuola primaria. Risultati 2008. Rapporti ISTISAN 09/24 [OKkio alla SALUTE: Surveillance system on nutrition and physical activity in children attending primary-school. Results 2008. National Institute of Health Report 09/24]. Rome, National Institute of Health, 2009 (<http://www.iss.it/binary/publ/cont/0924.pdf>, accessed 3 July 2014).

Journal articles

Baldi A et al. Bambini sovraesposti alla televisione e fattori correlate [Children overexposed to television and related factors]. *Notiziario dell'Istituto Superiore di Sanità [News of the National Institute of Health]*, 2009, 22(1):i–ii.

Bilei S et al. I bambini fisicamente “non attivi”: un’analisi dei dati sui bambini di otto anni delle scuole primarie [Physically inactive children: an analysis of 8-year-old primary-school children]. *Notiziario dell'Istituto Superiore di Sanità [News of the National Institute of Health]*, 2009, 22(2):i–ii.

Binkin N et al. A national survey of the prevalence of childhood overweight and obesity in Italy. *Obesity Reviews*, 2010, 11(1):2–10.

Binkin N et al. What is common becomes normal: the effect of obesity prevalence on maternal perception. *Nutrition, Metabolism and Cardiovascular Diseases*, 2013, 23(5):410–416.

Cattaneo C et al. Uno studio CAP (conoscenze, atteggiamenti e pratiche) per stimare gli effetti prodotti da attività di comunicazione rivolte a genitori di alunni della scuola primaria su corretta alimentazione e attività fisica [A KAP (knowledge, attitudes and practices) study to evaluate the effects of communication activities targeting parents of primary school children on proper nutrition and physical activity]. *Notiziario dell'Istituto Superiore di Sanità [News of the National Institute of Health]*, 2011, 24(7–8):i–ii.

Cernigliaro A et al. Riduzione dell’obesità e miglioramento dello stile di vita dei bambini in Sicilia [Reduction in obesity and improvement of the lifestyle of children in Sicily]. *Epidemiologia e Prevenzione [Epidemiology and Prevention]*, 2011, 35(5–6 Suppl. 1):175–176.

De Luca A et al. Il punto sui bimbi che “saltano” la prima colazione [The situation of children who “skip” breakfast]. *Notiziario dell'Istituto Superiore di Sanità [News of the National Institute of Health]*, 2008, 21(12):iii–iv.

Lamberti A, Baglio G. Merenda sana o junk snack: giovani generazioni a un bivio [A healthy snack or a junk snack: younger generation at a crossroad]. *Salute Internazionale [International Health]*, 2010:122 (<http://www.saluteinternazionale.info/2010/10/merenda-sana-o-junk-snack-giovani-generazioni-a-un-bivio/>, accessed 3 July 2014).

Lamberti A et al. Sistema di indagini sui rischi comportamentali in età 6–17 anni [Surveillance systems on behaviour risks for the ages of 6–17]. *Panorama della Sanità [Panorama of Health]*, 2008, 36(Suppl):411.

Lamberti A et al. Il sistema di sorveglianza OKkio alla SALUTE: il ruolo della scuola primaria nella promozione di stili di vita salutari. Risultati 2008 [The surveillance system OKkio alla SALUTE: the role of primary education in the promotion of healthy lifestyles. Results 2008]. *Annali d'Igiene [Annals of Hygiene]*, 2010, 22(6):555–562.

Lamberti A et al. Sviluppare nuove alleanze per promuovere la salute: il ruolo della scuola e della sanità nel favorire una corretta alimentazione dei bambini [Development of new collaboration: the role of school and health services to promote balanced diets for children]. *Notiziario dell'Istituto Superiore di Sanità [News of the National Institute of Health]*, 2013, 26(4):i–ii.

Mazzarella G et al. Obesità severa del bambino e fattori correlate [Severe obesity in children and related

- factors]. *Notiziario dell'Istituto Superiore di Sanità [News of the National Institute of Health]*, 2008, 21(12):i–iii.
- Nardone P et al. Maternal education and prevalence of obesity among children. *European Journal of Public Health*, 2010, 20(Suppl. 1):248–249.
- Nardone P et al. Il sistema di sorveglianza OKkio alla salute: i principali risultati della seconda raccolta dati [The surveillance system OKkio alla salute: main results of the second data collection]. *Notiziario dell'Istituto Superiore di Sanità [News of the National Institute of Health]*, 2012, 25(1):i–ii.
- Silvestri A et al. La scuola elementare come luogo di promozione di stili alimentari sani e dell'attività fisica [The elementary school as a place for the promotion of healthy eating habits and physical activity]. *Notiziario dell'Istituto Superiore di Sanità [News of the National Institute of Health]*, 2009, 22(1):iii–iv.
- Spinelli A and the OKkio alla Salute group. OKkio alla SALUTE. *Il Medico Pediatra [The Paediatrician]*, 2010, 3:43–45.
- Spinelli A et al. OKkio alla SALUTE: promozione della salute e crescita sana nei bambini della scuola primaria [OKkio alla SALUTE: health promotion and healthy growth in primary-school children]. *Annali d'Igiene [Annals of Hygiene]*, 2008, 20(4):337–344.
- Spinelli A et al. Strategie differenziate nelle popolazioni target: i bambini [Different strategies in target population: children]. *Giornale Italiano di Cardiologia [Italian Journal of Cardiology]*, 2010, 11(5 Suppl. 3):875–895.
- Spinelli A et al. Eccesso ponderale nei bambini. 1 su 4 è in sovrappeso, 1 su 9 obeso [Overweight and obesity among children. 1 out of 4 is overweight, 1 out of 9 is obese]. *Epidemiologia e Prevenzione [Epidemiology and Prevention]*, 2011, 35(5–6 Suppl. 2):82–83.
- Spinelli A, Lamberti A, Galeone D. Spanish and Italian childhood obesity prevalence [response to an article]. *British Medical Journal*, 2011, 343:d4218 (<http://www.bmj.com/rapid-response/2011/11/03/spanish-and-italian-childhood-obesity-prevalence>, accessed 3 July 2014).

Dissertation or thesis

Lamberti A. *OKkio alla SALUTE - Implementazione di un sistema di sorveglianza nazionale sullo stato ponderale e sui comportamenti a rischio nei bambini della scuola primaria [OKkio alla SALUTE – Implementation of a surveillance system on ponderal status and risk behaviour in primary-school children]* [dissertation]. Milan, The University of Milan, 2011.

Latvia

National reports or books

- Rubana IM et al. *Bērnū antropometrisko parametru un skolu vides pētījums Latvijā 2008 [Study of children's anthropometric parameters and school environment in Latvia 2008]*. Riga, Public Health Agency, 2008 (http://www.spkc.gov.lv/file_download/105/Bernu_antrapometrisko_perametri_un_skolas_vides_petijums_Latvija_2008.pdf, accessed 3 July 2014).
- Velika B, Pudule I, Grīnberga D. *Bērnū antropometrisko parametru un skolu vides pētījums Latvijā, 2010. Pētījuma ziņojums [Study of children's anthropometric parameters and school environment in Latvia, 2010. Study report]*. Riga, Centre of Health Economics, 2011 (http://www.spkc.gov.lv/file_download/104/Bernu_antrapometrisko_perametri_un_skolas_vides_petijums_Latvija_2010_petijuma_zinojums.pdf, accessed 3 July 2014).

Lithuania

Journal articles

Albavičiūtė E, Petrauskienė A. Vaikų ir paauglių antsvoris bei nutukimas – dažniausiai epidemiologiniams

tyrimams taikomi vertinimo standartai [Overweight and obesity in childhood and adolescence- mostly used evaluation standards in epidemiological research]. *Lietuvos bendrosios praktikos gydytojas [Lithuanian General Practitioner]*, 2010, 14(1):32–36.

Albavičiūtė E, Petrauskienė A. Links among physical development of 7–8 years old children and socio-demographic inequalities of families in Lithuania (2008 and 2010 survey). *European Journal of Public Health*, 2011, 21(Suppl. 1):65–66.

Dregval L, Petrauskienė A. Associations between physical activity of primary school first-graders during leisure time and family socioeconomic status. *Medicina (Kaunas)*, 2009, 45(7):549–556.

Petrauskienė A, Albavičiūtė E. Determinants of physical development of 9–10 years old children in Lithuania. *Annals of Nutrition & Metabolism*, 2011, 58(Suppl. 3):188.

Petrauskienė A, Albavičiūtė E. Physical development of 7 and 8 years old children of Lithuania (implementation of Childhood Obesity Surveillance Initiative in 2008 and 2010). *European Journal of Public Health*, 2011, 21(Suppl. 1):65.

Petrauskienė A, Albavičiūtė E. Vilniaus apskrities pirmokų fizinė raida (2008 m. ir 2010 m. tyrimas) [Physical development of first-formers in Vilnius district (2008 and 2010 survey)]. *Visuomenės Sveikata [Public Health]*, 2011, 4(55):66–75.

Petrauskienė A, Albavičiūtė E, Zaborskis A. 7–8 metų Lietuvos vaikų fizinė raida (2008 m. nacionalinio tyrimo duomenys) [Physical development of 7–8 year old children (data of a national 2008 survey)]. *Lietuvos bendrosios praktikos gydytojas [Lithuanian General Practitioner]*, 2011, 15(7):504–508.

Petrauskienė A, Albavičiūtė E, Žaltauskė V. The main indexes of anthropometrical measurements of Lithuanian first-formers (2008 and 2010). Biomedical Engineering Proceedings of International Conference (25–26 October 2012), 2012:6–9.

Petrauskienė A, Albavičiūtė E, Žaltauskė V. The main growth parameters of 7 and 8-year-old Lithuanian children in historical perspective. *Annals of Nutrition & Metabolism*, 2013, 63(Suppl. 1):177.

Petrauskienė A, Buzėvičiūtė S. Panevėžio apskrities pirmaklasių antropometriniai rodikliai, kūno svorio sąsajos su sveikata [Panevezys' region firstformer's anthropometric values and links of weight and health]. *Lietuvos bendrosios praktikos gydytojas [Lithuanian General Practitioner]*, 2008, 12(9):573–577.

Petrauskienė A et al. Penkių didžiųjų Lietuvos miestų pirmokų mitybos įpročiai [Dietary habits of first-formers in five biggest Lithuanian cities]. *Visuomenės Sveikata [Public Health]*, 2012, 4(59):103–111.

Petrauskienė A et al. Vilniaus apskrities pirmokų mitybos būklės ir fizinio aktyvumo sąsajos [Links among nutrition status and physical activity of first-formers in Vilnius district]. *Visuomenės Sveikata [Public Health]*, 2012, 4(59):86–95.

Petrauskienė A, Rugytė A, Albavičiūtė E. Correlations among the socio-economic status of families and the nutrition habits of first-formers (Lithuanian Children Growth Study, 2010). *European Journal of Public Health*, 2012, 22(Suppl. 2):178.

Žaltauskė V, Petrauskienė A, Albavičiūtė E. Links among dietary habits of first-formers and family socioeconomic status in Lithuania. *Annals of Nutrition & Metabolism*, 2013, 63(Suppl. 1):505.

Dissertations or theses

Albavičiūtė E. Lietuvos jaunesniojo mokyklinio amžiaus vaikų antropometriniai rodikliai ir jų sąsajos su socialiniais ir gyvensenos veiksniais [Anthropometrical indexes of younger school age children of Lithuania and their links between social and lifestyle factors] [dissertation]. Kaunas, Lithuanian University of Health Sciences, 2013.

Alesiūtė R. Pirmaklasių fizinio aktyvumo ypatumai bei jų ryšys su šeimos socioekonomine padėtimi Marijampolės ir Alytaus apskrityse [The peculiarities of physical activity of first-formers and their links with socioeconomic status of family in Marijampolė and Alytus districts] [thesis]. Kaunas, Kaunas University of Medicine, 2008.

Alesiūtė R. Lietuvos pirmokų fizinio aktyvumo ypatumai bei jų ryšys su šeimos socioekonomine padėtimi

[The peculiarities of physical activity of first-formers of Lithuania and links with family socioeconomic situation] [thesis]. Kaunas, Lithuanian University of Health Sciences, 2010.

Buzevičiūtė S. *Panevėžio apskrities pirmaklasių nepakankamo kūno svorio sąsajos su sveikata [The insufficient body weight and links with health of first-formers in Panevezys district]* [thesis]. Kaunas, Kaunas University of Medicine, 2008.

Čėsna M. *Fizinio aktyvumo paplitimas ir jį lemiantys veiksniai tarp Lietuvos pirmokų [Prevalence of physical activeness and its determinants among first-grade school children]* [thesis]. Kaunas, Kaunas University of Medicine, 2009.

Gorlinskytė G. *Lietuvos 7-10 metų vaikų fizinių rodiklių sąsajos su ankstyvaisiais postnataliniais veiksniais [Links between physical indicators of Lithuanian 7–10 year old children and early post natal factors]* [thesis]. Kaunas, Lithuanian University of Health Sciences, 2013.

Gradeckas P. *Pirmokų antropometriniai rodikliai Vilniaus ir Kauno apskrityse: palyginimas bei sąsajos su tėvų antropometriniais rodikliais [The anthropometric measures of the first-formers students in Kaunas and Vilnius Counties: comparison and links between anthropometric measures of parents]* [thesis]. Kaunas, Lithuanian University of Health Sciences, 2010.

Kairytė R. *Septynmečių ir aštuonmečių vaikų antropometrinių rodiklių sąsajos su fizinio aktyvumo ypatumais Tauragės apskrityje [Correlation of 7 and 8 year old children physical activity peculiarities and anthropometrical indexes in Taurage district]* [thesis]. Kaunas, Kaunas University of Medicine, 2008.

Malinauskaitė V. *Lietuvos pirmokų mitybos ypatumai ir jų ryšys su šeimos socioekonominė padėtimi [The relationship between eating habits and socioeconomic situation of families of first-formers in Lithuania]* [thesis]. Kaunas, Lithuanian University of Health Sciences, 2010.

Malinauskaitė V. *Sociodemografiniai Šiaulių apskrities pirmaklasių mitybos ypatumai ir fizinio aktyvumo veiksniai [Sociodemographic peculiarities of nutrition and physical activity factors of first graders in Siauliai region]* [thesis]. Kaunas, Kaunas University of Medicine, 2008.

Marinčiūtė I. *Utenos apskrities pirmos klasės moksleivių fizinės raidos bei gyvenamosios pokyčių 2008–2010 metais vertinimas [Assessment of changes in physical development and lifestyle of first-formers in Utena district during the period 2008–2010]* [thesis]. Kaunas, Lithuanian University of Health Sciences, 2011.

Matevičiūtė T. *Tauragės apskrities pradinė klasių moksleivių antropometrinių rodiklių pokyčiai ir jų ryšiai su mitybos ir fizinio aktyvumo įpročiais [Changes in anthropometric indicators of primary school pupils and their relations to nutrition and physical activity habits in Taurage County]* [thesis]. Kaunas, Lithuanian University of Health Sciences, 2011.

Matuzaitė R. *Telšių apskrities pirmaklasių antropometriniai rodikliai ir jų sąsajos su mitybos ypatumais [Anthropometric indicators of first-formers in Telsiai district and their links with eating habits]* [thesis]. Kaunas, Kaunas University of Medicine, 2008.

Mikužytė I. *Klaipėdos apskrities pradinė klasių moksleivių fizinės raidos sąsajos su šeimos socialine padėtimi ir mitybos įpročiais [Association of physical development of primary school children with family social status and nutrition habits in Klaipėda County]* [thesis]. Kaunas, Lithuanian University of Health Sciences, 2011.

Navardauskaitė T. *Didžiųjų Lietuvos miestų pirmokų mitybos ypatumai [Nutrition behaviour of first-formers in major Lithuanian cities]* [thesis]. Kaunas, Lithuanian University of Health Sciences, 2012.

Pinkule I. *Vilniaus apskrities pirmaklasių mitybos ypatumai ir ryšys su šeimos socioekonominė padėtimi [The relationship between eating habits and socioeconomic determinants in families of first-formers of Vilnius district]* [thesis]. Kaunas, Kaunas University of Medicine, 2008.

Railaitė E. *Rytų Lietuvos pirmaklasių mitybos ypatumai ir sąsajos su šeimų socioekonominė padėtimi [The relationships between eating habits and socioeconomic determinants in families of first-formers of East Lithuania]* [thesis]. Kaunas, Kaunas University of Medicine, 2009.

Rugytė A. *Šeimų socioekonominės padėties sąsajos su pirmokų mitybos įpročiais (2010 metų Lietuvos vaikų augimo stebėsenos tyrimo mitybos komponento analizė) [Relations between the socioeconomic status of families and the nutrition habits of first-formers (analysis of the Nutrition Component of the Lithuanian Children Growth Study in the year 2010)]* [thesis]. Kaunas, Lithuanian University of Health Sciences, 2012.

Rusickait O. *Vilniaus miesto ir buvusios Vilniaus apskrities pirmok antropometrini rodikliai sąsajos su fizinio aktyvumo ypatumais 2008 ir 2010 metais [Anthropometric index interface with physical activity of first-formers of Vilnius city and former Vilnius County in 2008 and 2010]* [thesis]. Kaunas, Lithuanian University of Health Sciences, 2011.

Stalioraitienė B. *Marijampolės apskrities pradinė klasių moksleivių fizinė raida ir jos ryšiai su mitybos bei fizinio aktyvumo įpročiais vertinimas [Monitoring of growth of primary school children in Marijampole County and evaluation of associations between growth, nutrition and physical activity]* [thesis]. Kaunas, Lithuanian University of Health Sciences, 2010.

Stoškutė J. *Nepakankamo, normalaus svorio, viršsvorio ir nutukimo paplitimas tarp Kauno apskrities pirmaklasių: vaikų kūno svorio ryšys su tėvų socioekonominėmis padėtimi bei jų antropometriniais rodikliais [Prevalence of low and normal body weight, overweight and obesity among the first grade students of Kaunas district: children's weight relation to the socioeconomic factors and anthropometric indicators of their parents]* [thesis]. Kaunas, Kaunas University of Medicine, 2008.

Svetulevičiūtė V. *Nepakankamo, normalaus svorio, antsvorio ir nutukimo paplitimas tarp Vilniaus apskrities pirmų klasių mokinių [Distribution of underweight, normal weight, overweight and obesity among first grade pupils of Vilnius County]* [thesis]. Kaunas, Lithuanian University of Health Sciences, 2010.

Tamulevičienė S. *Kauno miesto ir rajono pirmokų fizinis aktyvumas ir sąsajos su šeimos bei mokyklos veiksniais [Physical activity of Kaunas city and district first-formers and links with family and school factors]* [thesis]. Kaunas, Lithuanian University of Health Sciences, 2011.

Turauskytė V. *Tauragės ir Telšių apskričių mokyklų pirmokų mitybos įpročių sąsajos su tėvų socialine-ekonominėmis padėtimi [Socioeconomic aspects of nutrition habits in families of first-formers of Taurage and Telsiai districts schools]* [thesis]. Kaunas, Lithuanian University of Health Sciences, 2011.

Malta

Journal articles

Farrugia Sant'Angelo V, Grech V. Comparison of body mass index of a national cohort of Maltese children over a 3-year interval. *Malta Medical Journal*, 2011, 23(1):34–39.

Grech V, Farrugia Sant'Angelo V. Body mass index estimation in a school-entry aged cohort in Malta. *International Journal of Pediatric Obesity*, 2009, 4(2):126–128.

Norway

National reports or books

Hovengen R et al. *Barns vekst i Norge 2008. Høyde, vekt, og livvidde målt blant 3.-klassinger [Children's growth in Norway 2008. Height, weight and waist circumference measured in 3rd graders]*. Oslo, Norwegian Institute of Public Health, 2009 (<http://www.fhi.no/dokumenter/8794a6481a.pdf>, accessed 3 July 2014).

Hovengen R, Meisfjord J. *Children's growth in Norway – Results 2008–2010. Child Growth Study: height, weight and waist circumference measured among third graders*. Oslo, Norwegian Institute of Public Health, 2011 (<http://www.fhi.no/dokumenter/7d072ca35c.pdf>, accessed 3 July 2014).

Journal articles

Biehl A et al. Adiposity among children in Norway by socioeconomic and urban-rural living. *Obesity Facts*, 2012; 5(Suppl. 1):235.

Biehl A et al. Adiposity among children in Norway by urbanity and maternal education: a nationally representative study. *BMC Public Health*, 2013, 13:842.

Biehl A et al. Impact of instrument error on the estimated prevalence of overweight and obesity in population-based surveys. *BMC Public Health*, 2013, 13:146.

Heyerdahl N et al. Overvekt hos barn – hvilken betydning har bosted? [Overweight in children – how important is the urban/rural factor?]. *Tidsskrift for Den norske legeforening [Journal of the Norwegian Medical Association]*, 2012, 132(9):1080–1083.

Dissertations or theses

Heyerdahl N. *Kropps masseindeks, overvekt og fedme hos barn i urbane og rurale områder i Norge – En studie blant tredjeklassinger [Body mass index, overweight and obesity among children in urban and rural areas of Norway – A study among thirdgraders]* [thesis]. Ås, Norwegian University of Life Sciences, 2011.

Ødeskaug LE. *Overvekt og fedme blant tredjeklassinger i Barnevekststudien 2012 – Hvilken betydning har skolestørrelse og fysisk aktivitet og kosthold i skolen [Overweight and obesity among thirdgraders in the Child Growth Study 2012 – Analyzing the impact of school size and physical activity and nutrition in school]* [thesis]. Ås, Norwegian University of Life Sciences, 2013.

Portugal

National reports or books

Rito AI, Breda J, do Carmo I. *Guia de Avaliação do Estado Nutricional Infantil e Juvenil [Guide for the assessment of child nutritional status]*. Lisbon, National Institute of Health Doutor Ricardo Jorge, 2011 (<http://www.insa.pt/sites/INSA/Portugues/Publicacoes/Outros/Documents/AlimentacaoNutricao/GuiaAvaliacaoEstadoNutricional.pdf>, accessed 3 July 2014).

Rito AI et al. *Childhood Obesity Surveillance Initiative: COSI Portugal 2008* [in Portuguese]. Lisbon, National Institute of Health Doutor Ricardo Jorge, 2011 (http://www.insa.pt/sites/INSA/Portugues/Publicacoes/Outros/Documents/AlimentacaoNutricao/Relatorio_COSI.pdf, accessed 3 July 2014).

Rito AI et al. *Childhood Obesity Surveillance Initiative: COSI Portugal 2010* [in Portuguese]. Lisbon, National Institute of Health Doutor Ricardo Jorge, 2012 (<http://repositorio.insa.pt/handle/10400.18/1109>, accessed 3 July 2014).

Journal articles

Carlos A, Rito A. Comportamentos sedentários em crianças com excesso de peso – visionamento televisivo, videojogos, utilização de Internet e estudo [Sedentary behaviour in overweight children. Study on television viewing, video games, internet use and study time]. *Nutricias [Nutrition]*, 2009, 9:20–22 (http://www.apn.org.pt/xFiles/scContentDeployer_pt/docs/Doc63.pdf, accessed 3 July 2014).

Costa M, Breda J, Rito A. Aleitamento Materno e risco de excesso de peso em idade escolar [Breastfeeding and risk of overweight in schoolchildren]. *Nutricias [Nutrition]*, 2010, 10:7–9 (http://www.apn.org.pt/xFiles/scContentDeployer_pt/docs/Doc136.pdf, accessed 3 July 2014).

Rama P, Breda J, Rito A. Estatuto socio-económico e o excesso de peso numa população escolar infantil em Portugal [Socioeconomic status and overweight children in a school population in Portugal]. *Nutricias [Nutrition]*, 2010, 10:17–19 (http://www.apn.org.pt/xFiles/scContentDeployer_pt/docs/Doc136.pdf, accessed 3 July 2014).

Rito A. Childhood Obesity Surveillance Initiative: COSI Portugal 2010 [in Portuguese]. *Observações_Boletim Epidemiológico [Observations_Epidemiological Bulletin]*, 2012, 1(1):6 (<http://www.insa.pt/sites/INSA/Portugues/PublicacoesRepositorio/Documents/artigo%20n3.pdf>, accessed 3 July 2014).

Rito A et al. Prevalence of obesity among Portuguese children (6–8 years old) using three definition criteria: COSI Portugal, 2008. *Pediatric Obesity*, 2012, 7(6):413–422.

Slovenia

National report or book

Starč G, Strel J, Kovač M. *Telesni in gibalni razvoj slovenskih otrok in mladine v številkah: Šolsko leto 2007/08 [Physical and motor development of Slovenian children and youth in numbers: School year 2007/08]*. Ljubljana, University of Ljubljana, Faculty of Sport, 2010.

Spain

National report or book

Estudio ALADINO: *Estudio de Vigilancia del Crecimiento, Alimentación, Actividad Física, Desarrollo Infantil y Obesidad en España, 2011 [ALADINO study: study on growth monitoring, food, physical activity, child development and obesity in Spain, 2011]*. Madrid, Ministry of Health, Social Services and Equity, Spanish Agency for Food Safety and Nutrition, 2013 (http://www.observatorio.naos.aesan.msssi.gob.es/docs/docs/documentos/estudio_ALADINO.pdf, accessed 3 July 2014).

Journal article

Pérez-Farinós N et al. The ALADINO Study: a National Study of Prevalence of Overweight and Obesity in Spanish Children in 2011. *BioMed Research International*, 2013, 2013:1–7.

Sweden

National reports or books

Moraeus L et al. *Kartläggning av längd, vikt och livsstil hos skolbarn i Sverige 2008 [Monitoring height, weight and lifestyle among schoolchildren in Sweden in 2008]*. Gothenburg, University of Gothenburg, 2010 (http://www.medicine.gu.se/digitalAssets/1380/1380889_swe-cosi-school-report-western-sweden.pdf, accessed 3 July 2014).

Moraeus L, Sjöberg A. Kartläggning av övervikt och fetma bland barn i Sverige [Monitoring overweight and obesity among children in Sweden]. In: Berg C, Magnusson M, eds. *Forskning för en friskare generation. Levnadsförhållanden, vanor och hälsosam vikt [Research for a healthier generation. Living conditions, habits and healthy weight]*. Gothenburg, University of Gothenburg, 2012, 9–15 (https://gupea.ub.gu.se/bitstream/2077/30602/6/gupea_2077_30602_6.pdf, accessed 3 July 2014).

Journal articles

Moraeus L et al. Multi-level influences on childhood obesity in Sweden – societal factors, parental determinants and child's lifestyle. *International Journal of Obesity*, 2012, 36 (7):969–976.

Sjöberg A et al. Overweight and obesity in a representative sample of schoolchildren – exploring the urban-rural gradient in Sweden. *Obesity Reviews*, 2011, 12(5):305–314.

The WHO Regional Office for Europe

The World Health Organization (WHO) is a specialized agency of the United Nations created in 1948 with the primary responsibility for international health matters and public health. The WHO Regional Office for Europe is one of six regional offices throughout the world, each with its own programme geared to the particular health conditions of the countries it serves.

Member States

Albania
Andorra
Armenia
Austria
Azerbaijan
Belarus
Belgium
Bosnia and Herzegovina
Bulgaria
Croatia
Cyprus
Czech Republic
Denmark
Estonia
Finland
France
Georgia
Germany
Greece
Hungary
Iceland
Ireland
Israel
Italy
Kazakhstan
Kyrgyzstan
Latvia
Lithuania
Luxembourg
Malta
Monaco
Montenegro
Netherlands
Norway
Poland
Portugal
Republic of Moldova
Romania
Russian Federation
San Marino
Serbia
Slovakia
Slovenia
Spain
Sweden
Switzerland
Tajikistan
The former Yugoslav
Republic of Macedonia
Turkey
Turkmenistan
Ukraine
United Kingdom
Uzbekistan

WHO European Childhood Obesity Surveillance Initiative

Implementation of round 1 (2007/2008) and round 2 (2009/2010)



ISBN 978 92 890 5068 5
Original: English

World Health Organization
Regional Office for Europe
UN City, Marmorvej 51, DK-2100 Copenhagen Ø, Denmark
Tel.: +45 45 33 70 00 Fax: +45 45 33 70 01 Email: contact@euro.who.int
Website: www.euro.who.int